



# I.A.C. NEWS BULLETIN

THE OFFICIAL NEWSLETTER OF THE INDIAN ACADEMY OF CYTOLOGISTS

VOL 1; MAR 2019

## **President**

Dr. Naresh N. Rai, Kota

## **President Elect**

Dr. (Brig) Vijay Shrawan Nijhawan,  
Panchkula

## **Secretary**

Dr. Radhika Srinivasan, Chandigarh

## **Treasurer**

Dr. Bharat Rekhi, Mumbai

## **Editor – Journal of Cytology**

Dr. (Col) Prabal Deb, Mumbai

## **Editor – Newsletter**

Dr. Sandeep Mathur, New Delhi

## **Executive Council Members :**

Dr. Madhu Mati Goel, Lucknow

Dr. Ranjan Agrawal, Bareilly

Dr. Shailaja Shukla, New Delhi

Col. Rohit Tewari, New Delhi

Dr. Shilpi Agarwal, New Delhi

## **Chairperson, EQA Programme**

Dr. Radhika Srinivasan, Chandigarh

## **Webmaster**

Dr. (Brig) Vijay Shrawan Nijhawan,  
Panchkula

## **Rule Master**

Dr. Dev Prasoon, Munger

## **Chairperson, Accreditation and Examination Committee of IAC**

Dr. Arvind Rajwanshi, Chandigarh

Chairperson International Affairs

Dr. R.G.W. Pinto, Goa

Indian Editor, Acta Cytologica

Dr. Monisha Choudhury, New Delhi

## President's Message



It was the then ICMR Institute- "Cytology Research Centre" (later aptly renamed as "Institute of Cytology & Preventive Oncology" & currently re-phrased as "National Institute of Cancer Prevention & Research"), where my journey of Cytology started in 1985 as a participant in a FNAC workshop & later on Image guided FNAC in 1987. It was here I got exposed to stalwarts like Padmshri Dr. Usha Luthra, Dr. Kusum Verma, Dr. Kusum Kapila, Dr. Dilip K. Das, Dr. Arvind Rajwanshi & Dr. Suresh Bhambhani as Faculty. Started & popularized FNAC in my Alma mater Dr. S.N. Medical College, Jodhpur; being mentored by my teacher Dr. I.N. Ramdev & remotely by Dr. Dilip K. Das, I Soon became member of I.A.C.. In a 5 year migration to Kingdom of Saudi Arabia I started FNAC in Khamis Civil Hospital, Khamis Mushait, first time in Asir Province. Supported by Mr. Mohammed Khamis, the then Hospital Director- I attended 4th Bi-annual Tutorial on Fine Needle Aspiration Biopsy (December, 1993) in The King Faisal Specialist Hospital and Research Centre, Riyadh, where I got chance to learn cytology from Dr. Mohammed Akhtar & Dr. Mohammed Ashraf Ali. Returning from Saudi Arabia, I was again lucky enough to start & develop FNAC in Government Medical College, Kota which was a nascent Institute in 1994. One thing common in all centres where I practiced FNAC- & that is a core fact of our practice of Laboratory Medicine, is the Clinicians support & their confidence in Pathologists as well as their feedback.

Initially dreamy eyed in I.A.C., watching members from reputed National Institutes with envy & admiration, I started growing as a regular member boosted by seniors & friends like Dr. Prakash Patil, Dr. Asitava Mondal & Dr. R.G.W. Pinto. Due to confidence shown by my mentors, all senior members & friends in I.A.C., today after 35 years as a qualified Pathologist & about 33 years of Membership of Indian Academy of Cytology, I am at the helms of this prestigious Organization. I thank all of you for expressing faith in me. Thanks to I.A.C. also from all of us from my Institute & my city for giving me chance to organize 44th National Conference of I.A.C. in 2014. I express my gratitude to all senior members for making this conference successful by their gracious presence- particularly Dr. (Col.) U.S. Dinesh, immediate past president who as the then Secretary guided me and became part of our organizing team.

It has been a tremendous experience being part of this extended family. I am lucky to have an executive of luminaries. It is wondrous to think of the glowing stars who have adorned the position of President & Secretary in past. The successive Treasurers have made the most difficult & un-pleasant

## President's Message Contd.

tasks look easy. Dr. Bharat Rekhi is keeping me informed of new members. I welcome all of them in this Academy. Editors of our official Journal have strived hard to improve the quality & visibility. Dr. (Brig.) Vijay Shrawan Nijhawan in a twin role of Webmaster & Editor of Journal of Cytology for longest tenure has transformed the website & Journal. I am lucky to have a Secretary like Dr. Radhika Srinivasan, who looks indispensable & irreplaceable in whatever responsibility she is entrusted upon. Incessant Dr. Arvind Rajwanshi in various dignified roles he plays in the Executive Committee constantly monitors & corrects any aberration or deviation if found. Dr. R.G.W. Pinto as Chairperson of Standing committee for International Affairs communicates & co-ordinates extremely well. Most challenging & difficult task of effacing arbitrariness & replacing random order by painstakingly bringing out the Standard Operating Procedures has been done by our immediate past Secretary & our rule master Dr. Dev Prasoon. I wish that once accepted we do not bend the SOPs to our convenience.

Resonating the view of Dr. Syed Z. Ali in his ASC Presidential Message (2019)- "We should find new and better ways to define/introduce Cytopathology to all." One important aspect of spreading Cytopathology is forming, activating & reviving state chapters. Though discussion has already started whether organization of state chapters meet is reducing attendance in National conference; but I must congratulate all active state chapters of IAC as I realize that it is not easy to keep even a broad chapter of IAPM active & alive. And I also urge members to attend National Conference regularly, as attendance in state chapters is not a substitute.

The newer molecular diagnostic techniques & Translational Medicine has revolutionized the diagnosis & treatment. Cytology as a modality is quick to adapt to whatever useful ancillary diagnostic methods introduced. Oncologists are expectantly looking to us to guide them to decide line of management. But unfortunately these facilities are not available in most of the 400+ Medical Colleges of India. A fresh Post-Graduate in P.G. is well versed with the theoretical knowledge of molecular in infectious & non-communicable diseases. He also realizes the importance/potential of Precision Medicine. But unless he is working in a National Institute or a big Corporate Laboratory he will not be able to practice them for Onco-diagnosis. Multi-disciplinary Research Unit (M.R.U.) project (dedicated to non-communicable diseases) of Central Government (through Department of Health Research, ICMR) is making Molecular Diagnostics & Cyto-genetics available in many Medical Colleges, but it is predominantly for Research purpose. So to the majority of people the simplicity of technique & Cytomorphology matters & appeals more. And the beginning has to be done by strengthening this aspect before extending its use to ancillaries. So, Instead of overawing a fresh practitioner & an ordinary IAC member, we have to mentor & embrace them. As an Academy, we can also urge central & state governments to make these techniques available in all medical colleges for routine diagnostic purpose as they are now part of standard management & targeted cancer therapy.

After witnessing a highly Academic 48th IAC Conference in Goa led by Dr. R.G.W. Pinto; we are now looking forward to Cytocon 2019 in PGI Chandigarh. The able Organizing team under the stewardship of Dr. Arvind Rajwanshi & Dr. Pranab Dey has come up with very inter-active website & Registration is already on. It is fortuitous that Dr. Radhika Srinivasan as Secretary of Academy is overseeing the preparations on my behalf.

In the end I wish all of us use whatever talents we have to the benefit of Academy & Society.

यह दीप अकेला रोह भरा,  
है गर्व भरा मदमाता पर  
इसको भी पवित्र को दे दो। ( "अज्ञेय", १९९३ )

Dr. Naresh N. Rai, M.D.  
Senior Professor  
Government Medical College, KOTA

## Secretary Message



Dear Members of the Academy,

At the outset, I wish to thank each and every one of you for having elected me to the post of Hon. Secretary of the IAC and giving me an opportunity to serve you. I take over from Dr. Dev Prasoon, who has put the Academy on a firm footing and is popular among us as the “SOP” man. His SOPs have greatly streamlined all our activities.

I wish to share with you my vision for IAC for the next 3 years. They fall into the following categories

i. Membership: I wish to see an increase in our membership especially among the young pathologists who are just starting their careers. They represent our very future and I request all of you to induct more young members. The second ‘under-represented’ category is those of practicing (private) pathologists. I have reached out to as many as I could during my interaction in some of their CME/workshops.

ii. Academic activities: IAC conducts the annual Meeting / conference with a Pre-conference CME and Post-conference workshops. The 2 day conference is essentially packed with little scope to add to existing agenda. However, there is scope to increase the number of CME and workshops. Instead of the usual 2 workshops, this year CYTOCON will feature 4 workshops with relevant topics of interest.

In this regard, I also propose the formation of an Academic Committee with representation of the young and senior pathologist which will combine enthusiasm and experience. They will invite topics for the Symposium, CME and workshops well in advance, discuss them through e-mails and arrive at a shortlist to be placed in front of the EC for finalization and then on to the GBM for final approval. It is important that talent across the country is spotted and recognized by this committee to make the academy more inclusive and vibrant.

iii. Streamlining of State Chapters: A welcome step initiated years ago was the creation of state chapters to foster educational activities of the academy. However, reports are not filed with the Secretary periodically. Secondly, membership of State chapters should have a mandatory requirement of membership of the IAC. This rule needs to be enforced at the ground level.

The declining participation in National Conference is something to be concerned about. It is possible that State chapter activities are partly responsible but that cannot entirely explain the relatively poor attendance in the national conference. I welcome your suggestions in this regard.

CYTOCON 2019 is being hosted by the Dept. of Cytology, PGIMER, Chandigarh this year in November 5th-8th and we expect an Academic Feast from the Mecca of Medicine in our country. Dr. Pranab Dey is the Organizing Secretary. This will be a farewell conference to Dr. Arvind Rajwanshi, a legendary cytopathologist of national and International repute. I look forward to your participation in large numbers in Chandigarh.

The International Cytology Congress [ICC] is being held in Sydney, Australia this year in May and IAC will be holding a symposium on “Image-guided Fine Needle Aspiration Cytology - Team Together to be a Winner” with experts deliberating on this topic. Apart from this, our members will be participating in the free papers and poster session. The Indian contingent will keep the Indian Flag flying high in Sydney.

Once again, I thank you all and promise you that I shall strive my very best to take IAC to even greater heights. I look forward to support and guidance from our esteemed President Dr. Naresh Rai and all members of the Executive Committee. I seek the blessings of my teachers and mentors on whose shoulders I stand today.

Please feel free to write to me on [drsradhika@gmail.com](mailto:drsradhika@gmail.com) or chat with me on 9914208116; your suggestions are most welcome.

Thank you all,

Warm regards,  
Radhika Srinivasan



# Upcoming Cytology Conferences



## ECC2019



On the cutting edge of cytology

## Welcome to the 42nd European Congress of Cytology

16-19 June 2019 • Malmömässan, Malmö, Sweden





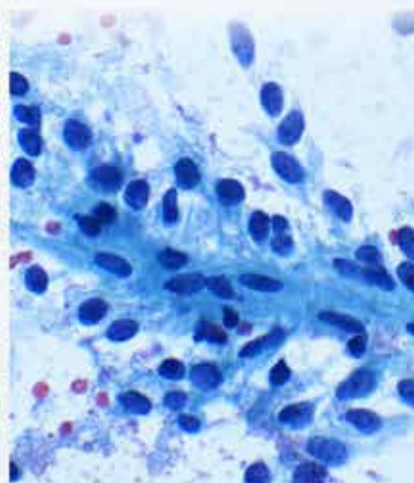



# CYTOCON 2019

**49<sup>th</sup> Annual Conference of Indian Academy of Cytologists**  
**Exploring New Frontiers in Diagnostic Cytopathology**

**Organized by Department of Cytology & Gynec Pathology, PGIMER, Chandigarh**

**7<sup>th</sup> - 10<sup>th</sup> November 2019 | PGIMER, Chandigarh, India**



**Website:** [www.cytocon2019.com](http://www.cytocon2019.com)  
**Email:** [cytocon2019@gmail.com](mailto:cytocon2019@gmail.com)



# INVITATION



Dear Friends,

The Department of Cytology and Gynec Pathology, Postgraduate Institute of Medical Education and Research takes great pleasure to host CYTOCON 2019, the 49th Annual Conference of the Indian Academy of Cytologists in Chandigarh from 7th to 10th November 2019.

This conference will provide you with the unique opportunity to gain knowledge and update yourself with the latest advances in the field of cytology. A galaxy of well renowned international and national speakers will be delivering guest lectures / orations. Attractions include symposium, slide seminars, lectures and free paper and poster sessions along with pre-conference CME and for the first time 4 parallel post-conference workshops.

Chandigarh, the 'city beautiful', is famous for Nek Chand's Rock Garden, Sukhna Lake, many other beautiful gardens, shopping malls and food courts. The city at the foothills of the Shivalik range is the gateway of many nearby hill stations like Shimla, Kasauli, Chail and Dharamshala besides its proximity to the world famous Golden Temple of Amritsar. Chandigarh is well and directly connected by air, rail and road to all major cities of India. The weather in early November is generally pleasant requiring only light woollen garments.

On behalf of the organizing committee, we assure you a scientific feast and a very memorable and pleasant stay in Chandigarh. We look forward to your presence which is required to make this conference successful. WELCOME ONE AND ALL!

**Prof. Arvind Rajwanshi**  
Organizing Chairperson

**Prof. Pranab Dey**  
Organizing Secretary







## PROGRAM HIGHLIGHTS

**Dr. P. N. Wahi Oration** - Dr. M. M. Kamal, Nagpur

**D. S. K. Gupta Memorial Lecture** - Dr. Savitri Krishnamurthy, USA

**Ernest Fernandes Slide Seminar** - Maj Gen Reena Bharadwaj, AFMC, Pune

**IAC Academy Oration** - Dr. Pio Zeppa, Italy

### Guest Lecture(s)

- Dr. Eva M Wojcik, Loyola University Medical Centre, USA
- Dr. Savitri Krishnamurthy, M D Anderson Cancer Centre, USA
- Dr. Nirag C Jhala, Temple University Hospital, USA
- Dr. Darshana Jhala, University of Pennsylvania, USA
- Dr. Vijayalakshmi Padmanabhan, Baylor College of Medicine, Huston, USA

**Symposium - Ocular cytology** - Moderator - Dr. Madhu Mati Goel, Lucknow

**CME** - Pearls, perils and pitfalls in fluid cytology/effusion - Moderator - Dr. Bharat Rekhi, Mumbai

### Workshops:-

- Flow Cytometry - Dr. Pranab Dey and Dr. Manish Rohilla
- Next Generation Sequencing - Dr. Radhika and Dr. Parikshaa Gupta.
- Liquid Based Cytology - Dr. Nalini Gupta.
- Cell Block - Dr. M. Rohilla.

## ABSTRACT SUBMISSION

### Structure of the Abstract:

- Introduction
- Aims/objectives
- Materials and methods
- Result
- Conclusion

### Topics of the abstract

#### Free paper session

- Fine needle aspiration cytology
- Exfoliative cytology
- Cervical Cytology
- Miscellaneous areas

### Award Category

- NBT Award
- Col D. B. Nayar Memorial Award
- Jwala Devi Award

### Eligibility criteria for NBT Award & Col D. B. Nayar Memorial Award

- An MBBS doctor under the age of 35 years (as determined by his age as on 31st December of the year 2019)
- Honorary members and life associate members are not eligible for this award.
- The candidate should be registered for the annual IAC conference in which he/she intends to compete for this award
- Full manuscript submission is mandatory for this award.

### Eligibility criteria for Jwala Devi Award

- The candidate should be a cytotechnician or a cytotechnologist working in India and should be registered for the annual IAC conference in which he/she intends to compete for this award.
- Honorary members and life associate members are not eligible for this award.

**Note:** The candidate is to submit the abstract through online portal only. No direct submission on email id will be accepted.



## 49<sup>th</sup> Annual Conference of Indian Academy of Cytologists

### Exploring New Frontiers in Diagnostic Cytopathology

Organized by Department of Cytology & Gynec Pathology, PGIMER, Chandigarh

7<sup>th</sup> - 10<sup>th</sup> November 2019 | PGIMER, Chandigarh, India

#### REGISTRATION FORM

Title : \_\_\_\_\_ First Name: \_\_\_\_\_ Last Name: \_\_\_\_\_

IAC Membership No ..... MCI Reg No ..... Age ..... Gender .....

Address for Communication: \_\_\_\_\_

Pin Code: \_\_\_\_\_

City: \_\_\_\_\_ State : \_\_\_\_\_ Country: \_\_\_\_\_

Email Address: \_\_\_\_\_ Mobile: \_\_\_\_\_

#### Registration Details

Category	Up to 30th Apr	Up to 31st Jul	Up to 15th Oct	Spot	CME*	Workshop*
Member of IAC	INR 6000	INR 7000	INR 7500	INR 8500	INR 1500	INR 1500
Non Member Associate Delegate Accompanying Person	INR 7000	INR 8000	INR 8500	INR 9000	INR 1500	INR 1500
PGs/Residence	INR 5000	INR 6000	INR 6500	INR 7000	INR 1500	INR 1500
Technicians	INR 5000	INR 5000	INR 5000	INR 6000	---	INR 1500
Overseas Delegates	USD 250	USD 300	USD 350	USD 400	USD 100	USD 100

**Workshops:** ☐ Flow Cytometry ☐ Next Generation Sequencing (Only for Members/ Non Members and overseas Delegates)  
☐ Liquid Based Cytology ☐ Cell Block

**CME:** ☐ Yes ☐ No

**Note:** \*No spot registration for CME or workshop.

\*CME/ Workshop registration is permissible only with Conference registration.

\*MCI Registration number is mandatory for registration.

**Mode of Payment** ☐ Cash ☐ At-par Cheque

☐ Demand Draft ☐ NEFT/RTGS ☐ Netbanking

Transaction No. ....

Transaction Date .....

Payable Amount .....

Bank Name .....

#### Wire-Transfer A/c Details

Bank Name : State Bank Of India

A/c Name : CYTOCON 2019

Branch : MEDICAL INSTITUTE (PGI), Chandigarh

A/c No. : 38112846955

IFSC : SBIN0001524

MICR Code : 160002007

#### CONFERENCE SECRETARIAT

**Prof. Pranab Dey**

Organizing Secretary

Fourth Floor, Room number 17 Department of Cytology,  
PGIMER, Chandigarh, India

M: +91-7087008120 | E: cytocon2019@gmail.com

Website: www.cytocon2019.com

#### EVENT MANAGER



**ALPCORD NETWORK**  
Event & Conferences Management Company Pvt. Ltd.

Summit - Alpcord Network

**Contact Person : Mr. Saurabh Sharma**

**011 - 49104035 | Email: conference@alpcord.com**



## REPORT

### 48th Annual Conference of Indian Academy of Cytologist Hosted by:- Indian Academy of Cytologists, Goa.

- The 48th Annual Conference of the Indian Academy of Cytologists was held from November 1 - 4 2018 at the Institute of Nursing Education, Bambolim Goa.
- Dr R.G.Wiseman Pinto, Dean Faculty of Medicine Goa University and Professor and Head of Pathology Dept Goa Medical College was the Chairman of CYTOCON GOA 2018
- The Pre Conference CME on EUS-FNA and EBUS-TBNA Changing the landscape of Diagnostics was moderated and Chaired by Dr Arvind Rajwanshi (Chandigarh) and Dr Nalini Gupta (Chandigarh)
- Dr PN Wahi Oration was delivered by Brig V.S.Nijhawan (Panchkula)
- The IAC Academy Oration was delivered by Dr Savitri Krishnamurthy (USA)
- The Ernest Fernandes Slide Seminar was conducted by Dr Pranab Dey (Chandigarh)
- The Dr S Gupta Memorial Lecture was delivered by Dr Arvind Rajwanshi (Chandigarh)
- The Symposium on Update in Molecular Pathology was Chaired and moderated by Dr Deepali Jain , Dr V.K. Iyer and Dr Sandeep Mathur
- The Post Conference Workshops were on Infectious Diseases and moderated by Dr RGW Pinto, Dr Bharat Rekhi and Dr RN Rao and Cervical Cytology moderated by Dr Shilpi Agarwal
- The International Faculty were Dr Nirag Jhala (USA), Dr Darshana Jhala (USA) and Dr Savitri Krishnamurthy (USA)
- Goa Medical Council gave CME accreditation to the Conference, CME and Workshops with CME credits
- Delegates from all over India, Canada, UK, Saudi Arabia and Australia attended the Conference



**The Pre Conference CME on EUS-FNA and EBUS-TBNA**



Inauguration of Conference and release of souvenir







Proceedings of the Symposium on Molecular Cytopathology





**Dr Naresh Rai taking over as President from Dr. U. S. Dinesh**



**Dr Rajwanshi delivered the prestigious Subhash Kumari Gupta Memorial Oration**





**Dr Darshana Jhala (Top), Dr Savitri Krishnamurthy (Middle Left) & Dr Nirag Jhala (Middle right) delivering their talks at Cytocon 2018, Goa**





**Senior cytopathologists with the Organizing Team**





**Dr. Asitava Mondal Chaired the talk by Dr. Krishnamurthy**



**Dr. Pranab Dey being felicitated for the Ernest Fernandes slide seminar by Dr. N. K. Chaturvedi**



**Dr. Ariba Zaida receiving the Best Poster award**



**Dr. Vijay Nijhawan delivered the prestigious PN Wahi Oration**





**Residents and faculty in Poster sessions**



**The Post - Conference Workshop**

## Three Cheers for the Awardees for 2018!

- **Dr. P. N. Wahi oration** : Brig. V. S. Nijhawan, Panchkula
- **IAC academy oration** : Dr. Savitri Krishnamurty, USA
- **Ernest Fernandes slide seminar** : Dr. Pranab Dey, Chandigarh
- **Dr. Subhash Kumari Gupta Memorial lecture** : Dr. Arvind Rajwanshi, Chandigarh
- **Nalini Bai Thakkar Award** : Dr. Srushti Karmarkar, TMH, Mumbai – “Evaluation of cell blocks and smears from gynaecologic effusion specimens : An experience of 160 cases, diagnosed at a tertiary cancer referral centre”
- **Col. D. B. Nayar memorial award** : Dr. Parikshaa Gupta, PGIMER, Chandigarh – “Association of Human Papilloma virus, Epstein Barr virus and Cytomegalovirus with lung carcinoma in fine needle aspirates : A case control study”
- **Dr. Panna Choudhury memorial award** : Dr. Prashant Ramteke, AIIMS, New Delhi - “Anaplastic lymphoma kinase immunocytochemistry in fine needle aspiration diagnosis of anaplastic large cell lymphoma”.
- **Dr. Satya Monga award** : No awardee for 2018
- **Jwala Devi award** : Mr. Chirag Waghela, TMH, Mumbai – “Modified ultra fast Giemsa for critical cytology samples and rapid on site evaluation”
- **Sushil Malhotra prize** : Mr. Prasanna Venkadesa Perumal
- **Dr. Bhaskar Reddy prize** : No awardee for 2018
- **IAC fellowship** : Dr. Durga Eswara, Anand Oruganti, Dr. Meeta Singh, Dr. Gautami Dasnayak

## Awards for Proffered paper

### Day 1 : Hall A

**First** : Dr. Deepti Agarwal, Sonapat : Diagnostic utility of fine needle aspiration cytology in salivary gland lesions.

**Second** : Dr. Dibyanshu Sekhar Mohapatra, Chandigarh : Cytology of peritoneal implants of borderline serous tumour of ovaries in ascitic fluid on liquid based cytology.

### Day 1 : Hall B

**First** : Dr. Nandini N.M., Mysuru : P16INKA4A and KI67 immunomarker on cell blocks in increasing diagnostic accuracy of cervical lesions with HPV correlation.

**Second** : Dr. Amita K., Mandya : Evaluation of accuracy of Milan system for reporting salivary gland cytology aspirates : Review of morphology and diagnostic challenges in each individual category.

**Second** : Dr. Swaran Kaur, Sonapat : Comparative analysis of manual liquid based and conventional cytology methods of Papanicolaou smear for evaluation of cervical lesions.



## Day 2 : Hall A

**First :** Dr. Bharat Rekhi, Mumbai : Clinico-cytopathologic spectrum, including uncommon forms, of nine cases of chordomas with immunohistochemical results, including brachyury immunostaining : A single institutional experience.

**Second :** Dr. K. Suseela : Is automation in screening body fluids helpful ? Comparative study of 100 samples with conventional methods at a tertiary centre.

## Day 2 : Hall B

**First :** Dr. Anita P. Javalgi, Dharwad : Sensitivity and specificity of diagnostic biomarkers in thyroid diseases : From circulating chemistry to molecular cytogenetics.

### Poster – Day 1

**(1-23) : First :** Dr. Ruchita Tyagi, Ludhiana : Coinfection of *Sarcina ventriculi* and *Candida* in a patient of gastric outlet obstruction : An overloaded pyloric antrum.

**(24-43):First :** Dr. Ariba Zaidi, Chandigarh : Challenging diagnosis of two neoplasms, Langerhans cell histiocytosis and papillary thyroid carcinoma from FNA thyroid by cell block immunocytochemistry and molecular testing for BRAFV600E mutation.

### Poster – Day 2

**(44-63):First :** Dr. Komal Joshi, Mumbai : Decoy cells in urine cytology as a diagnostic clue of Human Polyoma virus infection : A report of 6 cases

**(66-82):First :** Dr. Gayatri Behera, Bhubaneswar : Paediatric neuroblastic tumour – A critical evaluation of cytomorphological features of aspiration cytology.

## Other Events spreading the Joy of Cytology

The Division of Cytopathology, ICMR-NICPR organized the 9th Hands-on Workshop on Cervical Cancer Screening for Pathologists (under the aegis of IAC) from 26th till 28th February, 2019. The workshop was attended by 36 delegates from across the country.

The workshop included didactics by renowned faculty in the field of cytology covering the inflammatory as well as the neoplastic pathologies of uterine cervix. Sessions on HPV diagnostics and vaccination and emerging biomarkers were also organized. The participants had hands-on experience on HPV detection and cervical cytology slide viewing.

Content provided by :

Dr. Sanjay Gupta

Scientist G & Coordinator

Division of Cytopathology

ICMR-National Institute of Cancer Prevention and Research





# International CME in Pathology, Histopathology and Cytopathology

- International CME in Pathology, Histopathology and Cytopathology, Goa was held on February 1st, 2nd & 3rd 2019
- The Faculty were
  - Dr Roberto Miranda (Prof of Hematopathology, The University of Texas ,MD Anderson Cancer Center, Houston,Texas,USA)
  - Dr Melissa Taggart ( Prof of Pathology ,The University of Texas ,MD Anderson Cancer Center, Houston Texas ,USA )
  - Dr Sejal Shah ( Kaiser Permanente, Dept pf Pathology, Irvine California and former Vice Chair Anatomic Pathology Mayo Clinic Rochester ,USA )
  - Dr Norma Quintanilla (Prof of Pathology and Director of Cytopathology ,Baylor College of Medicine, Texas Childrens Hospital, Houston, Texas, USA )
  - Dr Carlos Prieto Granada (Prof of Pathology (UAB University of Alabama at Birmingham ,USA)
  - Dr R. Yadav (AIIMS New Delhi)
- The topics covered were breast implant associated ALCL, T cell lymphomas, neuroendocrine tumors of GIT, new appendicial tumors, GIT slide seminar, pediatric thyroid, pediatric bone tumors, pediatric soft tissues, breast tumors, skin infections, adnexal skin tumors, melanocytic lesions of skin, IHC in soft tissue tumors and liver lesions
- The Goa Medical Council gave CME accreditation to the CME with 12 CME credits
- Delegates from 23 states of India attended
- Dr R.G. Wiseman Pinto ,Dean Faculty of Medicine Goa University and Prof and Head of Pathology Goa Medical College Bambolim Goa was the Chairman of the International CME Goa Feb 2019
- There were also Proffered Free Oral Paoers and Posters presentations



**Dr. Pinto with the international speakers at the CME, Dr. Carlos, Dr. Sejal,  
Dr. Norma, Dr. Melissa, Dr. Roberto**







**Dr Roberto Miranda inaugurating the CME**



**Dr RGW Pinto**



**Dr Carlos Prieto Granada**



**Dr. Melissa**





**Dr. Sejal Shah**



**Dr. Norma**




**Dr. Rajni Yadav & Dr RGW Pinto**









## Report on the 2nd Annual Conference of Association of Cytologists of Maharashtra

The second Annual Conference of Association of Cytologists of Maharashtra (ACM), MACyCON2019, was held at Lokmanya Tilak Municipal Medical College (LTMMC) and General Hospital, Sion Mumbai, from 2nd-3rd February. The organizing Chairperson was Dr Leena Naik, Prof. and Head, Dept. of Pathology, LTMMC and General Hospital. The organizing secretaries were Dr Vaishali Gaikwad, Dr Kanchan Kothari and Dr Anitha Padmanabhan. The programme included a range of diverse topics. **The Key note address/Dr Shobha Grover Oration was given by Dr Dina Modi**, Medical Director, Cytopathology, Dept. Pathology and Genomic Medicine, Houston Methodist Hospital, USA, on the topic: **Quality improvements and risk reduction activities in Cytopathology**. This was followed by presentations from various eminent faculty, including **Dr Shubada V. Kane**, Nanavati Hospital (Role of Cytopathologist in the management of Lung Cancers with emphasis on EBUS-FNA); **Dr Dina Mody**, USA (Bone and Soft tissue Cytology); Dr M Kamal, GMC Nagpur (Cyto Challenge-Cytology Quiz); **Dr Bharat Rekhi**, TMH, Mumbai (Gey zones in Gynec Cytology: ASC and AGC lesions); **Dr Ravi, Nagpur** (Imaging pathology correlation thyroid cytology); **Dr Rasika Gadkari**, GMC, Nagpur (Cystic lesions of Neck); **Dr Kanchan Kothari**, GSMC, KEMH, Mumbai (The Milan system of reporting salivary gland cytology) and **Dr Leena Naik** (Slide seminar-Memorable cases).

The following day, there were 2 parallel sessions, including talks and slide viewing on **FNAC of lymph node and Cervical cytology (Pap smears)**, respectively. The faculty were Dr Leena Naik, Dr Tanuja Shet, TMH, Mumbai, Vikas Kavishwar, TNMC Mumbai, Mrs Neelam Prabhudesai, TMH Mumbai, Mr Saleem Pathuthara, TMH, Mumbai, Dr Leena Naik and Dr Mona Agnihotri, GSMC and KEMH, Mumbai, Dr Anupam P Gupta, GMC Nagpur, Dr Dhanitri M Bhat, Dr M A Pangaonkar, Dr S upreet P Nayak, GMC Nagpur. There were proffered paper and poster presentations on both days. It was a grand success with around 189 delegates registered for this cytology conference.





# Report of the Annual Conference of DCIAC

The seventh Annual Conference of the Delhi Chapter of Indian Academy of Cytologists was held on the 15 September 2018 at Manekshaw Centre, New Delhi. It was organized by the Army Hospital (Research & Referral), Delhi Cantt.

It was organized by:

Patron: Brig Kavita Sahai VSM, Organizing Chairperson: Col Sonia Badwal, Co-Chairperson:

Gp Capt Arti Trehan, Organizing Secretary: Lt Col Ankur Ahuja, Joint Organizing Secretary:

Lt Col G P S Gahlot & Treasurer: Lt Col Ashish Bahal

The programme comprised of Poster display, Inauguration ceremony, Oral Award Papers, Guest lecture by Dr Pranab Dey on Changing role of fine needle cytology in the evaluation of lung tumours, followed by Potpourri of Cytology cases by various institutions & Valedictory function. The meeting attracted close to 300 delegates and enthusiastic participation by post graduates and Pathologists. The organizing team contributed a sum of Rs 10,000 to the Delhi Chapter of IAC.











**Executive Committee Meeting**







Guest speaker, Dr. Pranab Dey



Organizing Chairperson : Col Sonia Badwal









## Report on the Annual Workshop of DCIAC on Lymph Nodal Lesions

Dr Shyama Jain, as chairperson, organized Work shop under the aegis of DC-IAC on 'Cytological Approach to lymph Node lesions' at Maulana Azad Medical College, New Delhi on 23 february 2019. The workshop had Lectures in the forenoon session and 'Slide viewing session' in the afternoon. Lectures were taken by eminent faculty members from Delhi NCR region- Dr Manjula Jain (Director Professor, Former HOD LHMC), Dr Shyama Jain (Director Professor and Ex HOD MAMC), Dr Shilpi Agarwal (Director Professor, LHMC), Brig Kavita Sahai (R&R, Delhi), Dr Venkat Iyer (Professor Pathology AIIMS), Dr Puja Bakshi (Senior Consultant, Sir Ganga Ram Hospital), Dr Haimanti Sarin (Consultant Pathologist, Medanta Hospital), Dr Perna Arora (Associate Professor, MAMC), Dr Meeta Singh (Associate Professor, MAMC).

The scientific program was inaugurated by Honourable Dean Dr Sanjay Tyagi, Director Professor MAMC & GB Pant Hospital, Dr Manjula Jain (Chairperson DC-IAC), Dr Shyama Jain (Organizing Chairperson), Dr Nita Khurana (Director Professor & HOD, MAMC). The scientific program was attended by more than 70 delegates, consultants and faculty members from various institutions. It had a overwhelming response and requested to have similar workshops in future.





## Call for Awards 2019

### **Nalini Bai Thakkar Award**

For the best oral paper presented in a special award session at the Annual Conference of IAC by an MBBS doctor under the age of 35 years (as determined by his age as on 31st December 2019) who is either doing or has done post graduation in Pathology in India. Details about the award, eligibility and procedure are available on the IAC website [www.cytoindia.com](http://www.cytoindia.com) under the heading Standard Operating Procedure (SOP)>Part C - Orations, Lectures, Slide seminars, Awards>Nalini Bai Thakkar (NBT) Award.

### **Jwala Devi Award**

For the best oral paper presented at the Annual Conference of IAC by a cytotechnician or a cytotechnologist working in India. Details about the award, eligibility and procedure are available on the IAC website [www.cytoindia.com](http://www.cytoindia.com) under the heading Standard Operating Procedure (SOP) >Part C - Orations, Lectures, Slide seminars, Awards>Jwala Devi Award.

### **Col. D. B. Nayar Memorial Award**

For the best oral paper on oncology presented in a special award session at the Annual Conference of IAC by an MBBS doctor under the age of 35 years (as determined by his age as on 31st December 2019) who is either doing or has done post graduation in Pathology in India. Details about the award, eligibility and procedure are available on the IAC website [www.cytoindia.com](http://www.cytoindia.com) under the heading Standard Operating Procedure (SOP)>Part C - Orations, Lectures, Slide seminars, Awards>Col. D. B. Nayar Memorial Award.

## Call for Topics for CYTOCON 2020

Call is made for submission of topics for CME, Symposium and Workshops for CYTOCON 2020. Details of the procedure are available on the IAC website [www.cytoindia.com](http://www.cytoindia.com) under the heading Standard Operating Procedure (SOP)>Annual National Conference>Continued Medical Education (CME) / Symposium / Workshops. The same is to be sent to the Secretary Indian Academy of Cytologists by E-mail Preferably E-mail: [drsradhika@gmail.com](mailto:drsradhika@gmail.com)

or by hard copy to Address - Dr. Radhika Srinivasan, Professor, Dept. of Cytology & Gynec. Pathology, PGIMER, Chandigarh-160012



## Applications are invited for IAC Fellowship for 2020

- IAC Fellowship is offered to pathologists with MD in Pathology or DNB in Pathology or equivalent.
- Regarding number of fellowships, duration of fellowship, eligibility and award of fellowship, and procedure for getting the fellowship, the details are available on IAC website [www.cytoindia.com](http://www.cytoindia.com) under the link Standard Operating Procedure(SOP)>Part D-Miscellaneous >IAC Fellowship.
- (d) Regarding application form for fellowship and centres for doing fellowship, details are available on IAC website [www.cytoindia.com](http://www.cytoindia.com) under the link IAC Fellowship.
- The candidate should follow the details meticulously for rapid processing of the application.

## Election 2019 Announcement: Indian Academy of Cytologists

### Call for Nomination for Election of Office Bearers

Nominations typed on plain sheet in the format given below are invited for the undermentioned posts. Duly filled and signed nomination form along with bio-data are to be sent by post (courier) to the following address so as to reach before due date.

E-mail: [drsradhika@gmail.com](mailto:drsradhika@gmail.com) [For advance soft copy]

Mailing Address - Dr. Radhika Srinivasan, Professor, Dept. of Cytology & Gynec. Pathology, PGIMER, Chandigarh-160012; Tel: +919914208116

#### 1. President Elect:

- (a) Number of post: 1
- (b) Tenure of post: 1 year
- (c) Eligibility criteria: -
  - (i) Should be an active life member of IAC for at least 15 years.
  - (ii) Should have served at least one full term of three years as an executive committee member prior to his/her nomination.
- (iii) Should have attended three or more GBMs in the immediate past 5 years.

#### 2. Executive Committee Member:

- (a) Number of posts: 3
- (b) Tenure of post: 3 years
- (c) Eligibility criteria:
  - (i) Should be an active life member of IAC for at least 10 years.
  - (ii) Should have attended three or more GBMs in the immediate past 5 years.

## Format For Bio-Data of Candidate

1. Name of the candidate:
2. Duration and type of membership:
3. Contribution to IAC :
4. Contribution in the field of Cytology :
5. Address for Correspondence (off & res):
6. Telephone No : landline and mobile
7. E-mail id
8. Number of GBMs of IAC attended in immediate past 5 years:

Date :

Signature of Candidate

### Standard Format For Nomination Form

I propose the name of Dr....., having IAC membership No.....  
for the post of .....of IAC executive body

Name & Signature of the Proposer

IAC membership No of Proposer

I, Dr.....second the above proposal Name, Signature of the Proposer IAC  
membership No of Proposer I, Dr.....having IAC membership no.....  
accept the above proposal.

Name, Signature of the Proposer

IAC membership No of Proposer

I, Dr.....having IAC membership no.....accept the above proposal.

Name, Signature of the Candidate

IAC membership No of candidate



## Time-Lines for Election

Receipt of nominations by Secretary's Office: **15.07.19**

Information to contestants after scrutiny: **31.07.19**

Withdrawal of nomination: **14.08.19 by 1700 hours**

Dispatch of ballot papers by post on / before: **01.09.19**

Return of ballot papers by: **15.10.19**

Scrutiny and counting: **20.10.19**

Declaration of results will be done at the time of Annual General Body/Executive Committee Meeting to be held during 49th Annual Conference of IAC at Chandigarh.

## Criteria for Rejection of Application

Application form shall be rejected under the following circumstances: -

- (a) Incomplete nomination form
  - (b) Nomination form without appropriate signature
  - (c) Nomination form received after due date
  - (d) Nomination form received electronically
  - (e) One member can file nomination for only post at one time – if more than one nomination is received from a candidate then all his nominations shall be rejected.
  - (f) Life associate member and honorary members are not eligible for election/nomination for any post.
- Once rejected, application from the given candidate shall not be entertained again in the same year.

# NATIONAL EXAMINATION FOR CYTOTECHNICIAN & CYTOTECHNOLOGISTS - 2019

## Venue:

Department of Cytology & Gynaecological Pathology  
Postgraduate Institute of Medical Education & Research  
Chandigarh

Dates : September 26-27, 2019 (Thursday and Friday)

## Contact Person:

Prof. ArvindRajwanshi  
Mobile No: 7087008117, 8699045550, Email: [rajwanshiarvind@hotmail.com](mailto:rajwanshiarvind@hotmail.com)

## Alternate Contact Person:

Prof.Nalini Gupta  
Mobile No. 7087008114, Email: [nalini203@gmail.com](mailto:nalini203@gmail.com)

Last date for application: 16.8.2019 (Friday) upto 5 PM

## Application Forms:

To download Application form click here [//www.cytoindia.com/misc/Downloads.htm](http://www.cytoindia.com/misc/Downloads.htm)

Applications complete in all respect along with the required fee must reach the undersigned on or before 16.08.2019 (Friday). The roll numbers will be dispatched in the self-addressed stamped envelope before 25.08.2019.

**Examination fees :** For Cytotechnologists is Rs. 1,000.00; for Cytotechnicians is Rs. 600.00

Examination fees to be sent as D.D. drawn in favour of "Treasurer, Indian Academy of Cytologists" payable at Mumbai.

## Note:

1. Examination fee once deposited will not be refunded or carried over to next examination.
2. Incomplete applications (without photographs, self-addressed stamped envelopes etc.) and those not accompanied by the required fee will be summarily rejected.
3. Electronic applications are not acceptable
4. One photograph is to be pasted on the application form.  
Attach three additional photographs with your application form.
5. A Self-addressed stamped envelope 23X10 cm must be attached with the application form
6. Candidates who have already passed the respective examination shall not be admitted to the examination. This should be indicated on the first page of application saying "appearing for the first time". Even if it is detected at a later stage that the candidate is appearing/appeared for the second time, his/her candidature to the said examination will be cancelled.

The applications complete in all respect along with the D.D. should reach on or before 16.08.2019 (Friday) to:

## Dr.ArvindRajwanshi

Professor & Head  
Department of Cytology and Gynaecological Pathology  
Chairman Accreditation and Examinations Committee of IAC  
Postgraduate Institute of Medical Education and Research  
Chandigarh - 160012, INDIA

**Phone: Office:** 91-172-2755117, 2755116

**Residence:** +91-172-2544555

**Mobile:** 8699045550

Email: [rajwanshiarvind@hotmail.com](mailto:rajwanshiarvind@hotmail.com)



## Joining the flock

Sr No	Name	Tel No & Mobile	Membership No
1	Col (Dr) Prashant Sengupta	9958071486,	LS18/291-
	Dept of Pathology Command Hospital(Sc) PUNE-411040	prashant.sengupta@gmail.com	
2	Dr Mythreyi M.U.	9482566197	LAM18/104-
	Department of Pathology Mandya Medical College Mandya, Karnataka - 571401	<a href="mailto:m.u.mythreyi76@gmail.com">m.u.mythreyi76@gmail.com</a>	
3	Dr Madhumita Mondal	<a href="tel:9475817691">9475817691</a>	LM18/159-
	C/O Bapal Ch Mondal Gayatri Bhaban, A/3-Aurobindo Park, Ps-Jagacha Po-Gip Colony Distt: Howrah, State: West Bengal Pin: 711112	<a href="mailto:rgkarmadhumita@gmail.com">rgkarmadhumita@gmail.com</a>	
4	Dr Poojan Agarwal	<a href="tel:9818264868">9818264868</a>	LA18/105-
	House No. 249-E, Behind Police Station Nawada Bazar Najafgarh, New Delhi 110043 Department of Cytopathology SSRB Block First Floor Sir Ganga Ram Hospital Old Rajinder nagar New Delhi 110060	Tel: 011-25752145 <a href="mailto:poojanagarwal@gmail.com">poojanagarwal@gmail.com</a>	
5	Dr Richa Kaushik	Tel: 012444141414	LAM18/105-
	Dept of Pathology and Lab Medicine UG Floor, Medanta- The Medicity Sector 38, Gurugram, HR-122001 Residence House No. 1502 Sector 21-D Faridabad, HR-121001	<a href="mailto:ric.kaushik90@gmail.com">ric.kaushik90@gmail.com</a>	
6	Dr Mohammad Jaseem Hassan	8527129076	LH18/24-
	Block -C, Flat No. 102, Jamia Hamdard Campus, Jamia Hamdard New Delhi 110062 Dept of Pathology Hamdard Institute of Medical Sciences(HIMS) Jamia Hamdard New Delhi 110062	<a href="mailto:jaseemamu@gmail.com">jaseemamu@gmail.com</a>	
7	Dr Sonia Sharma	9899369366	LS18/292-
	2-Jail Road, Civil Lines, Gurgaon Army Hospital, R and R Hospital Delhi Cant, New Delhi-110010	<a href="tel:8800628999">8800628999</a> <a href="mailto:soniasharma2k8@gmail.com">soniasharma2k8@gmail.com</a>	

8	Dr Anshu Singh	7906317602, 7310605216	LS18/293-
	House No. L-13 LLRM, Medical College Campus Garh Road, Meerut, UP 250004 Department of Pathology LLRM, Medical College Campus Garh Road, Meerut, UP 250004	<a href="mailto:anshu8484@gmail.com">anshu8484@gmail.com</a>	
9	Dr Vijay Kumar	7068899888	LK18/192
	Department of Pathology LLRM, Medical College Campus Garh Road, Meerut, UP 250004 C/O SK Verma E-91 Shastri Nagar, Meerut UP 250004	<a href="mailto:drvijaysoni786@gmail.com">drvijaysoni786@gmail.com</a>	
10	Dr Preeti Singh	0121-2604831	LS18/294-
	Department of Pathology LLRM Medical College, Meerut U.P. 250004 R-14, Reader's Flat Medical Collge Campus LLRM Medical College, Meerut U.P. 250004	<u>Mob: 9720490707</u> <a href="mailto:kinjalpreeti@yahoo.com">kinjalpreeti@yahoo.com</a>	
11	Dr Nidhi Verma	9528990006	LV18/40-
	Department of Pathology LLRM Medical College, Meerut U.P. 250004 201/5, Nai Sarak Shastri Nagar, Meerut, U.P. 250004	<a href="mailto:drndverma94@gmail.com">drndverma94@gmail.com</a>	
12	Dr Vipin Gupta	8076304588	LAM18/106-
	Shri BM Patil Medical College BLDE (Deemed to be University) PG Hosptal, Room No.2 Ground Floor Vijayapura, Karanataka, 586103 Residence: Dr Sushil Kr Gupta, 216 Bahroad, Fatehabad, Agra, U.P. 283111	<a href="mailto:gupta.vipin.1987@gmail.com">gupta.vipin.1987@gmail.com</a>	
13	Dr Bithika Dey	9909348713, 9665028015	LAM18/107-
	Shri BM Patil Medical College BLDE (Deemed to be University) NRI Hosptal, Room No.B5 Vijayapura, Karanataka, 586103 Residence: 602, Aashka Tower, Near Kalasagar Mall Opp. Sattadhar Society, Sola Road Ahemadabad, Gujrat 380061	<a href="mailto:bithika.rinky35@gmail.com">bithika.rinky35@gmail.com</a>	



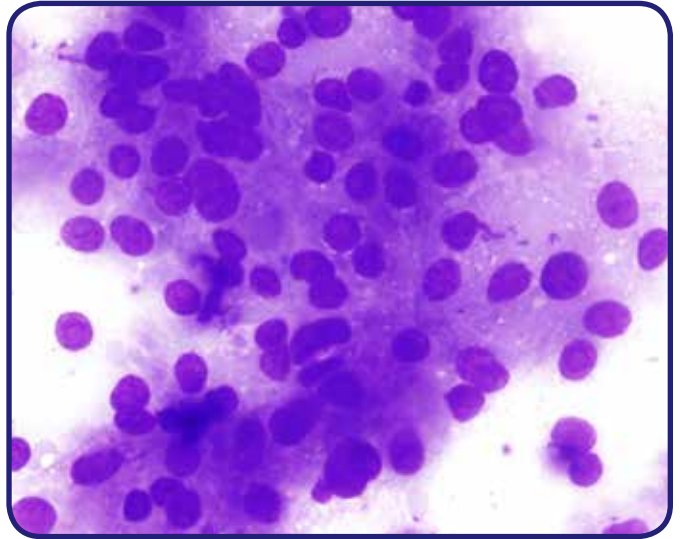
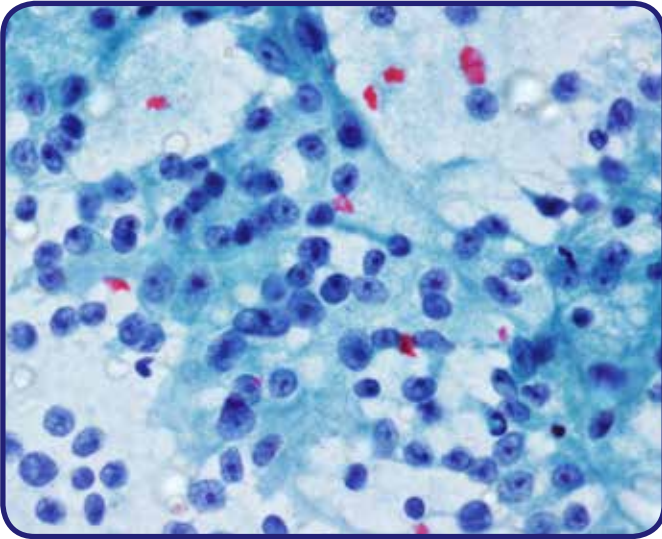
14	Dr Toshi Agarwal	8979429569	LAM18/108-
	Shri BM Patil Medical College BLDE (Deemed to be University) NRI Hosptal, B Block, Room No.4 Vijayapura, Karanataka, 586103 Residence: 6-Saket Colony, Shahgang, Agra, U.P. 282010	0562-2217070 9720396303 <a href="mailto:toshi.agarwal10@gmail.com">toshi.agarwal10@gmail.com</a>	
15	Dr Pareveen Rana Kundu	Tel: 9896211426	LK18/193-
	H No. 1393, Sector 3 Rohtak Haryana 124001	<a href="mailto:Kundupvk@rediffmail.com">Kundupvk@rediffmail.com</a>	
16	Dr Kulwant Singh	01263-283028	LS18/295-
	C/O Pathology Department BPS Govt. Medical College for Women, Khanpur Kalan Sonapat, Haryana, 131305 Res: B-23, Medical Campus BPS Govt. Medical College for Women, Khanpur Kalan Sonapat, Haryana, 131305	<a href="tel:8930790970">Mob: 8930790970</a> <a href="mailto:kulwant28@gmail.com">Email: kulwant28@gmail.com</a>	
17	Dr Deepti Agarwal	8222007666	LA18/106-
	Samartha Kunj C-30, Sector III, Ansal Sushant City Near Subharti University NH-58. Meerut 250002	<a href="mailto:drdeepti75@gmail.com">drdeepti75@gmail.com</a>	
18	Dr Swaran Kaur Saluja	8222820825	LS18/296-
	L-38, Model Town Kankar Khera Meerut Cantt 250001	<a href="mailto:swarankaur123@gmail.com">swarankaur123@gmail.com</a>	
19	Dr Monika Breta	8059062888	LB18/143-
	Department of Pathology BPS GMC(W) Khanpurkalan Sonipat, Haryana 131305	<a href="mailto:drmonikabreta@yahoo.com">drmonikabreta@yahoo.com</a>	
20	Dr Ruchi Agarwal	9215340907	LA18/107-
	Department of Pathology BPS Govt. medical College(W) Khanpurkalan Sonipat, Haryana 131305	<a href="mailto:pg.ruchi@gmail.com">pg.ruchi@gmail.com</a>	
21	Dr Karabi Mukherjee	9434198071, 8389089568	LM18/160-
	Central Laboratory B/H Chelidanga High School Sripally, Asansol (WB) PIN: 713304	<a href="mailto:sripally@gmail.com">sripally@gmail.com</a>	
22	Dr Sanjay Kumar Kannaujia	9451157160	LK18/194-
	Pathology Department S.G.P.G.I. Lucknow U.P. 226014 Res: Village: Sarauna Post Jamalpur. Dist: Jaunpur U.P. 222137	<a href="mailto:drsanjaykannaujia1@gmail.com">drsanjaykannaujia1@gmail.com</a>	

23	Dr Bitan Naik	9450592036	LN18/53-
	Dept of Pathology SGPGIMS Raebareli Road, Lucknow U.P. 226014 Residence: C/O Salegram Naik AT/PO- Kanut, P.S. Belpara Dist: Balangir, Orissa,767026	<a href="mailto:drbitannaik@gmail.com">drbitannaik@gmail.com</a>	
24	Dr Venkatesh Dhanasekaran	9442275284	LD18/94-
	Plt No-21, Irai Atul Maruthi Nagar, Thiruvaurur Tamil Nadu: 610001 Dept of Pathology 2nd Floor, Institute Block JIPMER, Puducherry PIN: 605006	<a href="tel:9952127764">Mob: 9952127764</a>	
25	Dr Nabanita Banerjee	033-24546142	LAM18/109-
	Pulse Diagnostics Pvt Ltd 75, Sarat Bose Road PIN: 700026 Residence: 35/38/IC, Purbachal Canal South Road, 'Saila', Flat -Gr B PIN: 700078	<a href="tel:9830827823">Mob: 9830827823</a> <a href="mailto:pulseca@gmail.com">pulseca@gmail.com</a> <a href="mailto:nabanitabanerjee6@gmail.com">nabanitabanerjee6@gmail.com</a>	
26	Dr Anita Nangia	011-21210333	LN18/54-
	C-38,Arya Nagar Appartments, Plot-91 IP Extension, Patparganj, Delhi 110092 Room 206, Dept of Pathology Lady Hardinge medical College N.D.-1	<a href="tel:8800654679">Mob: 8800654679</a> <a href="mailto:dranangia@gmail.com">dranangia@gmail.com</a>	
27	Dr Tirthankar Sarkar	9833987031	LS19/297-
	Arunima Appartment (4C) 197/2, Motilal Gupta Road Tollygunge, Kolkata West Bengal	<a href="mailto:drtirthacmc@gmail.com">drtirthacmc@gmail.com</a>	
28	Dr Sucheta Devi Khuraijam	9436027716	LK1/195-
	Uripok, Laikhurembi Leikai Imphal, Manipur, 795001 Dept of Pathology Regional Institute of Med. Sci. Imphal, Manipur, 795001	<a href="tel:0385-2414626">0385-2414626</a> <a href="mailto:sucheta.kh73@gmail.com">sucheta.kh73@gmail.com</a>	
29	Dr Vikas Kavishwar	9892097192	LK19/196-
	1A/1 Sonal Apartment Jayprakash Nagar, Road no.2 Goregaon (East), Mumbai 400063 Dept of Pathology Medical College & Nair Hospital Mumbai 400008	<a href="mailto:kavishwarvikas@gmail.com">kavishwarvikas@gmail.com</a>	

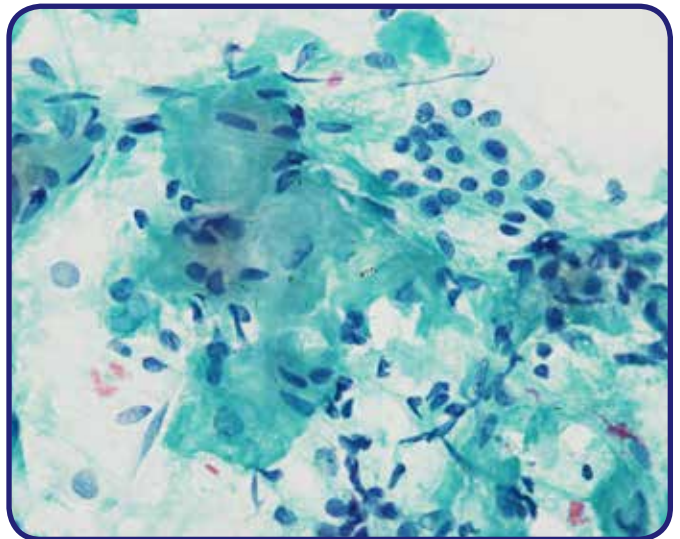
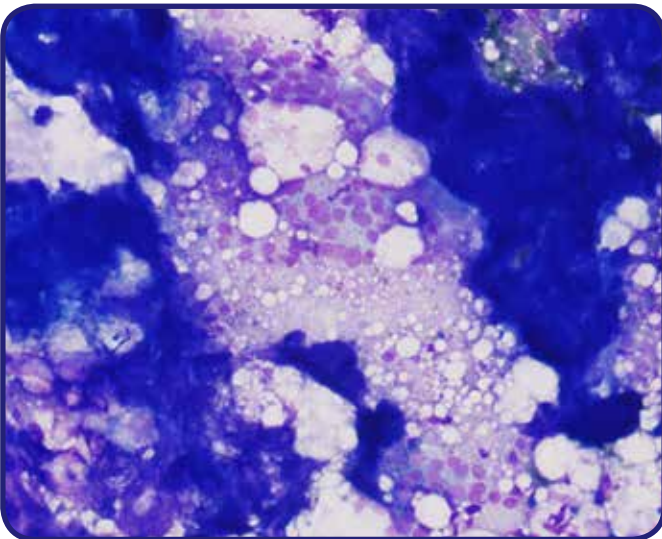


30	Dr Sangeeta Kini	27814535	LK19/197-
	Flat A-802 Sec 14, Plot 19, Sanpada Navi Mumbai-400705 Dept of Pathology BYL Nair Ch. Hospital Dr AL Nain Road Mumbai 400008	<u>9819570272</u> <u>sangukini@yahoo.co.in</u>	
31	Dr Namita Mathur	9810933454	LM19/161-
	7205 DLF-Phase 4 Gurgaon, Haryana PIN: 122009.	<u>namitamathur712@gmail.com</u>	
32	Dr Jitendra S. Nigam	941268083	LN19/55-
	Department of Pathology/Lab Medicine, All India Institute of Medical Sciences, Phulwari Sharf Patna, Bihar, 801507	<u>nigamjs@gmail.com</u>	
33	Dr Deepti Agarwal	9643030081	LA19/108-
	B-78, Third Floor Sector-23, Near NTPC Noida, Gautam Budh Nagar, U.P. 201301	8766363163 <u>dr.deeptiagarwal86@gmail.com</u>	
34	Dr Mithilesh Chandra	9811502506, 0120-4333902	LC19/82-
	B-6, Sector 27, Near Jain Mandir Noida, Dist G.B. Nagar, UP 201301	<u>docmchandra@yahoo.com</u>	
35	Dr Jyotsna Naresh Bharti	9899047062	LB19/144-
	Department of Pathology AIIMS, Jodhpur, Rajasthan 342005	<u>9968526588</u> <u>bhartijn@aiimsjodhpur.edu.in</u>	
36	Dr Mrinalini Priyadarshini	9717480818	LP19/124-
	Pathology Consultancy Services B6, Sector 27 Noida 201301	<u>drmrinal_priya@yahoo.co.in</u>	

## Quiz Time !



**Parotid swelling in a 37 year old female**



**Aspirate from Thyroid swelling in a 55 year old female**

**Stay tuned for answers in the next edition !**



## Newsletter Editorial

Dear Members of the Academy,

It is my pleasure and proud privilege to release the first newsletter from my desk. I have been associated with this academy since the year 2000 and have been fortunate to attend most of the annual events of the academy since then. The academy has witnessed some amazing transformation over the years and has always kept itself abreast with the contemporary times and needs.



This year we have the Conference of the International Academy at Sydney, Australia in May and the European Congress of Cytology at Sweden in June where we hope to have a large contingent of Indian delegates and also representation of our Indian academy.

The newsletter in its current electronic format gives plenty of scope to share content of cytology related activity, news and educational material. It is my request to all to contribute and share such content for newsletter. Feedback and suggestions are welcome. You may directly email the content for newsletter on my mail : [mathuraims@gmail.com](mailto:mathuraims@gmail.com)

I hope to uphold the high standards set by my predecessors and make the newsletter equally vibrant and interesting.

With warm regards.

Dr. Sandeep R. Mathur  
Professor  
AIIMS, New Delhi