



# I.A.C. NEWS BULLETIN

THE OFFICIAL NEWSLETTER OF THE INDIAN ACADEMY OF CYTOLOGISTS

VOL 2; AUG-SEPT. 2019

## **President**

Dr. Naresh N. Rai, Kota

## **President Elect**

Dr. (Brig) Vijay Shrawan Nijhawan,  
Panchkula

## **Secretary**

Dr. Radhika Srinivasan, Chandigarh

## **Treasurer**

Dr. Bharat Rekhi, Mumbai

## **Editor – Journal of Cytology**

Dr. (Col) Prabal Deb, Mumbai

## **Editor – Newsletter**

Dr. Sandeep Mathur, New Delhi

## **Executive Council Members :**

Dr. Madhu Mati Goel, Lucknow

Dr. Ranjan Agrawal, Bareilly

Dr. Shailaja Shukla, New Delhi

Col. Rohit Tewari, New Delhi

Dr. Shilpi Agarwal, New Delhi

## **Chairperson, EQA Programme**

Dr. Radhika Srinivasan, Chandigarh

## **Webmaster**

Dr. (Brig) Vijay Shrawan Nijhawan,  
Panchkula

## **Rule Master**

Dr. Dev Prasoon, Munger

## **Chairperson, Accreditation and Examination Committee of IAC**

Dr. Arvind Rajwanshi, Chandigarh

Chairperson International Affairs

Dr. R.G.W. Pinto, Goa

Indian Editor, Acta Cytologica

Dr. Monisha Choudhury, New Delhi

## President's Message



Last few months, as I near the end of my Presidential tenure, brought mixed emotions. We received good news from our Editorial Team led by Dr. (Col.) Prabal Deb regarding 2.35% increase in Impact Factor of our Journal (from 0.68 to 0.696).

It was preceded by a bad news. In an era when our Association is completing 50 years of existence & affiliation, we faced a disappointment from our 62 year old International Academy of Cytology. For the third consecutive time, Indian Academy of Cytologists' bid to host International Congress of Cytology in India (ICC 2025) did not find favour with the International Academy, who did not give any reason for the same, nor did they send any official communication. The bid was very well prepared using the inputs and experience of our past two bids & flawlessly presented by our Secretary Dr. Radhika Srinivasan. Indian Academy of Cytologists had also expressed its intention two years back to host ICC 2022 if the water crisis problem of Cape Town was not sorted out by bidding for it too. Still ICC 2022 was also arbitrarily awarded to Baltimore. The facts that ICC has never been held in south east Asia (Japan is the only place in Asia, where ICC held), that cytology is widely practiced in all corners of our country, that Indian research papers form the significant bulk of publications in cytology the world over, and that the Indian Academy is an active participant in International Congresses, I am dismayed at the turn of events, not only for Indian Academy of Cytologists, but for whole of the Asia.

Coming back to ourselves- never to be staggered by such events; our self illumination doesn't consider it as our loss. Life always brings shades to us. And we move on.

Our News Bulletin edited by Dr. Sandeep Mathur is getting smartened in its' electronic format with more news & more photos.

After a very successful conference in Goa, where I was crowned President of this prestigious Academy (and hey! How time flies!), we are looking forward to another such event in Mecca of Indian Cytology. This November,



## President's Message Contd.

I welcome you all in PGI Chandigarh with an advanced Department of Cytology & Gynaecological Pathology, pioneering in all state of art technology & with world renowned cluster of Faculty. CYTOCON-2019 is going to be a real academic feast for the novices as well for matures. And this is apt that the usual bifurcation of Gynaecology & Non-Gynaecological Workshop has been enhanced by 4 workshops including the "Next Generation Sequencing and Application in Cytopathology". Symposium on Ocular Cytology is being repeated after 13 years with renowned Institutional faculties. P.N. Wahi Oration by Dr. M.M. Kamal, IAC Academy Oration by Dr. Pio Zeppa, Earnest Fernandez Slide Seminar by Major General Reena Bhardwaj & S.K. Gupta Memorial Oration by Dr. Savitri Krishnamurthy will enlighten us. Guest Lectures by Dr. Eva Wojick & Dr. Nirag Jhala will further enrich our learning experience. Award Sessions will give our young Pathologists & Technologists a superb platform to exhibit their work.

13 May 2019 was 136th Birthday of the father of cervical cytology screening which continues to save the lives of thousands of women around the world today by preventing Cervical Cancer. "Google" in its commendable moves to recognise globally important people & events recognised Georgios Nikolaou Papanikolaou by putting a doodle showing him examining a Pap smear. Following his legacy, we have further evolved by determining the frequency & periodicity of Pap Smear Test, devising improvised reporting systems, using Liquid Based Cytology & developing computer assisted automated reading systems to ease out screening & increase detection rate. Pap smear alone prevents 75% of Cervical Cancer. Cervical Screening in Western world is ever evolving with new strategies & new Technologies. Sensitivity of identifying Pre-neoplasia by High Risk HPV DNA testing is higher than Pap Smear. It further increases when HPV DNA Testing is used along with Pap Smear. Lowering attendance in Cervical Screening Clinics has motivated people in west to try HPV DNA test in Urine sample. Extended genotyping of HPV & use of Epigenetic assays like DNA methylation are going to be novel markers.

In Indian Scenario though various studies in India & WHO suggests a cost effective strategy of one life time Screening at the age of 45 years along with enhancing the efficacy and sensitivity of the cytological screening programme & increasing the trained workforce in this field. Following the lines of National Institute of Cancer Prevention and Research (NICPR), all Medical Colleges should extend the cancer screening facilities to the rural areas by organizing screening camps at primary health centre (PHC) and community health centres (CHC) with the help of Government Health authorities. Indian Academy of Cytology (I.A.C.) is immensely contributing by Accreditation of Cytology Laboratories in India & conducting National Examination for Cyto-technicians & Cyto-technologists. And by conducting 1 post-conference workshop essentially on Cervical Cytology during annual meet. De-glamorising the practice of Cytology by balancing Fine Needle Aspiration Cytology with regular involvement in Screening of Cervical cancer needs to be instilled in Young Cyto-pathologists. Reporting in all areas to be organised & made uniform by using standard terminology & reporting systems. In the age of personalized medicine & Theranostics; Cytopathologist has to stand tall, solid & continue to be clinically relevant.

Next year will be very important for us as we will be celebrating Golden Jubilee year of our Association. Prepare yourself to meet in Delhi. And for now I urge you to come in maximum attendance to the beautiful city of Chandigarh for an extra-ordinary academic experience.

Dr. Naresh N. Rai

Senior Professor & Head,

Department of Pathology

Government Medical College, KOTA

## Secretary's Message

Dear Members of the Academy,



The Festival Season has begun! And Yes, we are all eagerly looking forward to an Academic Feast, the much awaited Annual Conference of the Indian Academy of Cytologists, CYTOCON 2019. This year CYTOCON is being organized by the Dept. of Cytology, PGIMER, Chandigarh which makes it even more special to me. Prof. Rajwanshi and Prof. Dey and their team are working very hard towards the logistics of holding this event. The conference menu is exciting and will be enriching both to the budding cytopathologists and the well-rooted ones. As a starter, we have the Pre-conference CME on Effusion Cytopathology with a large and experienced faculty. For the main course, we have the P.N.Wahi oration, the IAC Oration the Ernest Fernandes Slide Seminar, and Guest lectures delivered by Invited Faculty, all of them stalwarts in the field. Further on, we have a very interesting Symposium on Ocular and Orbital Cytopathology by experts in the field as well as the free paper sessions including Oral / Platform and poster presentation. For desserts, we have for the first time 4 workshops in place of the usual 2. It is proposed that the Academy should aim for a minimum of 4 workshops to spread the knowledge to a smaller audience in a more focused way. As usual, one workshop is dedicated to Cervical cytopathology as it is our mission to eradicate the scourge of cervical cancer. Worldwide, changes have happened in the field of cervical cancer screening mostly because of HPV testing. It is indeed a defining moment for cytopathology to continue to be relevant in the era of HPV vaccination and HPV DNA testing. The second workshop on cell blocks in cytopathology is being held on request. I strongly feel that this cell block workshop should also be held regularly to spread this revolutionary change in our day-to-day practice. It should become a routine practice in all laboratories and the best technique that is cost-effective and feasible should become the SOP. The two other workshops on Flow cytometry and Next generation sequencing are relatively recent add-ons to our practice and represent cutting-edge technologies. I hope and wish that all our members and to-be cytopathologists, the postgraduate trainees in Pathology should register for CYTOCON 2019 in large numbers and go back enabled and enriched.

I am very proud to share with you that a large contingent from India, the members of IAC participated in the International Cytology Congress held in Sydney in May 2019. Our Symposium on Image-guided FNA-Team together to be a Winner was a great success. Several Indian delegates won best e-posters awards. Heartiest congratulations to each and every one who represented the country and brought laurels to IAC. The only unfortunate news was that our bid for hosting the ICC 2025 was not successful.

I have circulated the agenda for the GBM for 2019 and also e-mailed you all regarding 'CALL for TOPICS' for CYTOCON 2020. Please feel free and do respond to the NEW E-mail i.d. of the Secretary – secty.iac@gmail.com

The Academy will be turning 50 in 2020. However, the Indian Academy of Cytology was formally registered in New Delhi under the Registry Act of 1860 on 6th September 1972...So even as I write this on 6th September, we are officially 47 years but actually 49...going on 50. Our Senior members had to undertake a lot of effort to start this Academy and nurture it during its infancy. I request all our very Senior members to pen down their memoirs and we can have a session "Down the memory lane" in CYTOCON 2020 in New Delhi... our Janmasthan!

Warm wishes for the Festival Season to each and every one of you,

Look forward to meeting you all at CYTOCON 2019,

Radhika Srinivasan



## Upcoming Cytology Conferences

**XXXIII International Congress of the IAP and the 32nd Congress of the ESP**  
**29 August to 2 September 2020 – Glasgow 2020: A Vision for the Future**



67th Annual Scientific Meeting American Society of Cytopathology





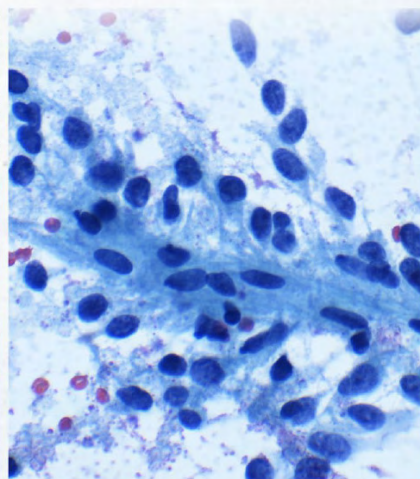



# CYTOCON 2019

**49<sup>th</sup> Annual Conference of Indian Academy of Cytologists**  
**Exploring New Frontiers in Diagnostic Cytopathology**

**Organized by Department of Cytology & Gynec Pathology, PGIMER, Chandigarh**

**7<sup>th</sup> - 10<sup>th</sup> November 2019 | PGIMER, Chandigarh, India**



**Website:** [www.cytocon2019.com](http://www.cytocon2019.com)  
**Email:** [cytocon2019@gmail.com](mailto:cytocon2019@gmail.com)



# INVITATION



Dear Friends,

The Department of Cytology and Gynec Pathology, Postgraduate Institute of Medical Education and Research takes great pleasure to host CYTOCON 2019, the 49th Annual Conference of the Indian Academy of Cytologists in Chandigarh from 7th to 10th November 2019.

This conference will provide you with the unique opportunity to gain knowledge and update yourself with the latest advances in the field of cytology. A galaxy of well renowned international and national speakers will be delivering guest lectures / orations. Attractions include symposium, slide seminars, lectures and free paper and poster sessions along with pre-conference CME and for the first time 4 parallel post-conference workshops.

Chandigarh, the 'city beautiful', is famous for Nek Chand's Rock Garden, Sukhna Lake, many other beautiful gardens, shopping malls and food courts. The city at the foothills of the Shivalik range is the gateway of many nearby hill stations like Shimla, Kasauli, Chail and Dharamshala besides its proximity to the world famous Golden Temple of Amritsar. Chandigarh is well and directly connected by air, rail and road to all major cities of India. The weather in early November is generally pleasant requiring only light woollen garments.

On behalf of the organizing committee, we assure you a scientific feast and a very memorable and pleasant stay in Chandigarh. We look forward to your presence which is required to make this conference successful. WELCOME ONE AND ALL!

**Prof. Arvind Rajwanshi**  
Organizing Chairperson

**Prof. Pranab Dey**  
Organizing Secretary







## PROGRAM HIGHLIGHTS

**Dr. P. N. Wahi Oration** - Dr. M. M. Kamal, Nagpur

**D. S. K. Gupta Memorial Lecture** - Dr. Savitri Krishnamurthy, USA

**Ernest Fernandes Slide Seminar** - Maj Gen Reena Bharadwaj, AFMC, Pune

**IAC Academy Oration** - Dr. Pio Zeppa, Italy

### Guest Lecture(s)

- Dr. Eva M Wojcik , Loyola University Medical Centre, USA
- Dr. Savitri Krishnamurthy, M D Anderson Cancer Centre, USA
- Dr. Nirag C Jhala, Temple University Hospital, USA
- Dr. Darshana Jhala, University of Pennsylvania, USA
- Dr. Vijayalakshmi Padmanabhan, Baylor College of Medicine, Huston, USA

**Symposium - Ocular cytology** - Moderator - Dr. Madhu Mati Goel, Lucknow

**CME** - Pearls, perils and pitfalls in fluid cytology/effusion - Moderator - Dr. Bharat Rekhi, Mumbai

### Workshops:-

- Flow Cytometry - Dr. Pranab Dey and Dr. Manish Rohilla
- Next Generation Sequencing - Dr. Radhika and Dr. Parikshaa Gupta.
- Liquid Based Cytology - Dr. Nalini Gupta.
- Cell Block - Dr. M. Rohilla.

## ABSTRACT SUBMISSION

### Structure of the Abstract:

- Introduction
- Aims/objectives
- Materials and methods
- Result
- Conclusion

### Topics of the abstract

#### Free paper session

- Fine needle aspiration cytology
- Exfoliative cytology
- Cervical Cytology
- Miscellaneous areas

### Award Category

- NBT Award
- Col D. B. Nayar Memorial Award
- Jwala Devi Award

### Eligibility criteria for NBT Award & Col D. B. Nayar Memorial Award

- An MBBS doctor under the age of 35 years (as determined by his age as on 31st December of the year 2019)
- Honorary members and life associate members are not eligible for this award.
- The candidate should be registered for the annual IAC conference in which he/she intends to compete for this award
- Full manuscript submission is mandatory for this award.

### Eligibility criteria for Jwala Devi Award

- The candidate should be a cytotechnician or a cytotechnologist working in India and should be registered for the annual IAC conference in which he/she intends to compete for this award.
- Honorary members and life associate members are not eligible for this award.

**Note:** The candidate is to submit the abstract through online portal only. No direct submission on email id will be accepted.





## 49<sup>th</sup> Annual Conference of Indian Academy of Cytologists

### Exploring New Frontiers in Diagnostic Cytopathology

Organized by Department of Cytology & Gynec Pathology, PGIMER, Chandigarh

7<sup>th</sup> - 10<sup>th</sup> November 2019 | PGIMER, Chandigarh, India

### REGISTRATION FORM

Title : \_\_\_\_\_ First Name: \_\_\_\_\_ Last Name: \_\_\_\_\_

IAC Membership No ..... MCI Reg No ..... Age ..... Gender .....

Address for Communication: \_\_\_\_\_

Pin Code: \_\_\_\_\_

City: \_\_\_\_\_ State : \_\_\_\_\_ Country: \_\_\_\_\_

Email Address: \_\_\_\_\_ Mobile: \_\_\_\_\_

### Registration Details

Category	Up to 30th Apr	Up to 31st Jul	Up to 15th Oct	Spot	CME*	Workshop*
Member of IAC	INR 6000	INR 7000	INR 7500	INR 8500	INR 1500	INR 1500
Non Member Associate Delegate Accompanying Person	INR 7000	INR 8000	INR 8500	INR 9000	INR 1500	INR 1500
PGs/Residence	INR 5000	INR 6000	INR 6500	INR 7000	INR 1500	INR 1500
Technicians	INR 5000	INR 5000	INR 5000	INR 6000	---	INR 1500
Overseas Delegates	USD 250	USD 300	USD 350	USD 400	USD 100	USD 100

**Workshops:** ☐ Flow Cytometry ☐ Next Generation Sequencing (Only for Members/ Non Members and overseas Delegates)  
☐ Liquid Based Cytology ☐ Cell Block

**CME:** ☐ Yes ☐ No

**Note:** \*No spot registration for CME or workshop.

\*CME/ Workshop registration is permissible only with Conference registration.

\*MCI Registration number is mandatory for registration.

**Mode of Payment** ☐ Cash ☐ At-par Cheque

☐ Demand Draft ☐ NEFT/RTGS ☐ Netbanking

Transaction No. ....

Transaction Date .....

Payable Amount .....

Bank Name .....

### Wire-Transfer A/c Details

Bank Name : State Bank Of India

A/c Name : CYTOCON 2019

Branch : MEDICAL INSTITUTE (PGI), Chandigarh

A/c No. : 38112846955

IFSC : SBIN0001524

MICR Code : 160002007

### CONFERENCE SECRETARIAT

**Prof. Pranab Dey**

Organizing Secretary

Fourth Floor, Room number 17 Department of Cytology,  
PGIMER, Chandigarh, India

M: +91-7087008120 | E: cytocon2019@gmail.com

Website: www.cytocon2019.com

### EVENT MANAGER



**ALPCORD NETWORK**  
Event & Conferences Management Company Pvt. Ltd.

Summit - Alpcord Network

**Contact Person : Mr. Saurabh Sharma**

**011 - 49104035 | Email: conference@alpcord.com**



# THE GROWING FAMILY OF IAC –NEW MEMBERS

S.No.	Name & Address	Membership No.
1	Dr Niti Singh 2023, C-2, Vasant Kunj, New Delhi 110005	LS-298/19
2	Dr Senjuti Dasgupta 33 Hemchandra Street, Kidderpore Kolkata 700023	LD-95/19
3	Dr Manmeet Kaur Punia Dept. of Pathology Guru Gobind Singh Medical College Faridkot 151203	LP-125/19
4	Dr Renuka M. Panchagnula Chanre Diagnostic Laboratory N121/1, Between 10th-11th Cross, Margpsa Road, Malleshwaram Bangalore 560003	LP-126/19
5	Dr Deepti Dua Tirath Ram Shah Charitable Hospital 2A, RBL, Isher Das Sawhney Marg, Rajour Road, Delhi Res: H No. 203, Tagore Park, Model Town, Delhi 110009	LD-96/19
6	Dr Richa Goyal I-B/2, Madhuban Enclave, Near Ashapuri Chowk Barewal Road, Ludhiana, 141012	LG-121/19
7	Dr Uma Rani Dept. of Lab. Services Asian Institute of Medical Sciences Badkal Flyover, Sector 21A, Faridabad, 121001	LR-95/19
8	Dr Ridhima Auplish D/O Sawanter Pal VP Katani Kalan, Distt Ludhiana, Punjab 141113	LA-109/19
9	Dr Pallavi Prasad B-1/268. Sector G. Janakipuram, Lucknow, 226021	LP-127/19
10	Dr Enam K. Murshid Shirachi Greenwood Elements, Aria III, 5C1, Action Area IID, New Town, Kolkata 700156 Lab:58, Canal, Circular Road, Kolkata 700054	LK-198/19
11	Dr Julian Alphonse Crasta Dept. of Pathology,, St. John's Medical College Sarjapur Road, Bangalore 560034	LC-83/19

S.No.	Name & Address	Membership No.
12	Dr Kavita Bhardwaj J-5, First Floor, Vikaspuri Above KD Salon, New Delhi 110018	LB-145/19
13	Dr Cherry Bansal J-803, Jalandhar Heights, Near Curo mall, 66Ft Road, Jalandhar, Punjab, 144002	LB-146/19
14	Dr Gargi Kapatia Room No 7, Research Block A Dept of Cytology and Gynec Pathology PGIMER, Chandigarh 160012	LK-199/19
15	Dr Sukant Kumar Garg H No. 3273, Sec. 35D, Chandigarh 160022 Dept. of Pathology, Dr HS Judge Inst. Of Dental Sciences and Hospital Punjab University, Chandigarh 160014	LG-122/19
16	Dr Romilla Mittal H No. 2679 Sec. 37 C, Chandigarh 160036 Atulya Healthcare Pvt Ltd H No. 11 Sec 11A Chandigarh 160011	LM-162/19
17	Dr Shruti Gupta Research Block A, PGIMER Chandigarh 160012 H No. 68 Sec 68 MECO Mohali 160062	LG-123/19
18	Dr Sukanta Chakraborty Theism Ultrasound Centre, (Dept of Pathology) 3A/13, B.K. Parul Lane, 700030, Kolkata	LC-84/19
19	Dr Vidya M. Narsimhamurthy B3-704, LLT South City Apartments, AREKERE MICOLAYOUT OFF BANNERGHATTA ROAD, Bangalore 560076	LN-56/19
20	Dr Raja Parthiban SR 614, Maruthi Street, Subbana Palaya, Banaswadi, Bangalore, 560033 Prof and Head, MVJ Medical College 30th Km Milestone NH4, Kolathur post, Hoskote 562114	LS-299/19
21	Dr Farooq Ahmed Wani Manzil, Gulmarg Colony, Bathindi, Jammu - 181152	LW-03/19
22	Dr Syed Asif Hashmi CL. SPL (Pathology) Base Hospital, Delhi Cantt, Delhi-110010	LH-25/19
23	Dr Alok Jain	LJ-86/19



S.No.	Name & Address	Membership No.
	DHRUV LAB R-51, Vikas Marg, Delhi 110092	
24	Dr Mrinal Kumar Patra  Res: 45 Gagan Vihar, Delhi 110051 HOSP. LAB, MILITARY HOSP., NM (NAMKUM), RANCHI 834010	LP-128/19
25	Dr Priti Abhay Joshi  A-1, Ganesh Niketan, Portuguese Church, Aghashe Road, Dadar (W), Mumbai-400028	LJ-87/19
26	Dr Amit Rajan  C/O Dr D.N. Chaudhary Bhawani Diagnostic Centre, Banaras Bank Cholk Muzffarpur, Bihar 8420001 Off: Dept of Pathology and Lab. Sciences Military Hospital, Danapur 801503	LR-96/19
27	Dr Ragini Thapa  C/O Major (Dr) Ragini Thapa Military Hospital(MHOW), Dept of Pathology and Lab Sciences MHOW, Cantonement, Indore , MP, 453441	LT-52/19
28	Dr Shilpa Garg  #12 Lucky Home Appartment Sector 13, Rohini, New Delhi 110085	LG-124/19
29	Dr Neha Garg  Room No. 323, Dept of Pathology G.B. Pant Hospital, New Delhi 110002	LG-125/19
30	Dr Atul Kapila  Diagnostic Point Path Labs 109, Aggarwal Tower, Pocket Q and P LSC Dilshad Garden 110095, Delhi	LK-200/19
31	Dr Divya Aggarwal  62 Amba Enclave, near Metro Pillar 405 Sector 9, Rohini New Delhi, 110085	LA-110/19
32	Dr Lekha Nair  Vrindavanam, Near EMKE Gardens Kuttur (PO), Thrissur 680013 Off: Dept of Pathology, Amala Inst Med Sci., Amalanagar Thrissur 04872304000	LN-57/19

S.No.	Name & Address	Membership No.
33	Dr Sreeja Raju Dept of Pathology, Amala Institute of Medical Sciences Amalanagar, Thrissur - 680555	LR-57/19
34	Dr Vineet Chaturvedi Dept of Pathology, UPUMS, Saifia, Etawah, 206130	LC-85/19
35	Dr Aditi Rathore Rohilkhand Medical College and Hospital Pilibhit Bypass Road, Bareilly 243006	LAM-110/19
36	Dr Sheetal Mishra Dept of Pathology Room 39, Girls PG Hostel, Rohilkhand Medical College Bareilly, 243001	LAM-111/19

.....

## 20th International Congress of Cytology

**5-9 May, Sydney Australia**

The IAC companion meeting symposium was entitled “Image-guided Fine Needle Aspiration Cytology - “Team together to be a Winner”. It was moderated by Prof. Radhika Srinivasan.

Dr RGW Pinto Dean Faculty of Medicine Goa University and the Professor and Head of Pathology Department Goa Medical College was invited as a Chairman and Faculty to conduct 2 Slide Seminars

- 1 International Slide Seminar on Infectious Diseases and the Faculty were Dr RGW Pinto, Dr Megha Joshi (USA) and Dr Colleen Wright (South Africa)
- 2 International Slide Seminar on USG and CT guided FNAC of Abdominal and Pelvic lesions

The Faculty were Dr RGW Pinto (Chairman), Dr Irena Shabalova (Russia), Dr Nadhezdha Melnikova (Russia), Dr Bharat Rekhi (India), Dr RN Rao (India) Dr Palitha R.

Others who participated in the discussions were Dr Nirag Jhala (USA), Dr Megha Joshi (USA) and Dr Priyanthi Kumarasinghe (Australia)





**Dr Radhika, Dr Rajwanshi & Dr US Dinesh just before the Bid meeting (Top left),  
Indian Faculty at the Symposium in Sydney ICC (Top right)**





**Dr RGW Pinto with Dr Ruth Katz, USA (Top left), Dr Jerzy Kijanienko France (Bottom left) and Dr Gary Tse (Hong Kong)**



**Top Right: Dr RGW Pinto with Dr Megha Joshi (USA), Dr and Dr Colleen Wright (South Africa)**



**Bottom: Dr L.Layfield (USA) , Dr D. Mody (USA), Dr Jerzy Klijanienko (France), Dr Bharat Rekhi and Dr RGW Pinto**



# 42<sup>nd</sup> European Congress of Cytology

**16-19 June 2019, Malmo Sweden**

The Indian session IAC Companion Meeting was chaired by Dr RGW Pinto and the Faculty were Dr A.Rajwanshi, Dr Yookarin K, Dr D.Ramrahiani, Dr Nikita Oza, Dr N.Rout, Dr P.K.Selhi, Dr S.Agarwal, Dr C. Ahluwalia, and Dr V. Puri.

The topic was: **USG and CT guided FNAC of abdominal and pelvic organs**

Dr RGW Pinto was also invited to chair 2 more sessions Diverse Cytopathology in USA ,Africa and Asia and Diverse Cytopathology in Asia

The Diverse Cytopathology in USA, Africa, Asia; the Faculty were Dr RGW Pinto (Chairman), Dr Monika Roychowdhury (USA), Dr C.Ghosh (Canada), Dr C. Dittrich (South Africa), Dr Rubina Razack (South Africa), Dr D.De Wet (South Africa), Dr Tomoo Itoh (Japan), Dr Yuko Sugiyama (Japan), Dr Asif Loya. Dr P Shahid (Aga Khan University ) and Dr S.Gokhale (USA) Diverse topics were covered

The Diverse Cytopathology in Asia session was chaired by Dr RGW Pinto and the other Faculty were Dr Gary Tse (Hong Kong), Dr Kye K Yoon (Korea), Dr C.R.Lai (Taiwan), Dr J.Hwang (Singapore ), Dr L. Lisna (Indonesia), Dr Dahlia Argamosa (Philippines), Dr Do Ming Trong (Vietnam) and Dr S.Pervez (Aga Khan University )

Diverse topics in Cytopathology were covered



**Dr RGW Pinto, Dr Arvind Rajwanshi with Russian Faculty, Dr Nadezdha, Dr Nadine and Dr Melnikova**



**IAC Indian session : Dr N. Rout, Dr RGW Pinto, Dr A. Rajwanshi, Dr S. Agarwal, Dr D. Ramrakhiani, Dr C. Ahluwalia, Dr P. Selhi, Dr K. Yookarin, Dr V. Puri and Dr C. Ghosh**



**Diverse Cytopathology in USA, Africa and Asia : Dr C. Dittrich, Dr D. De Wet, Dr C. Ghosh, Dr R. Razack, Dr S. Gokhale, Dr RGW Pinto , Dr Tomoo Itoh, Dr Asif Loya, Dr S. Pervez**



**Diverse Cytopathology in Asia : Dr Gary Tse, Dr Dahlia A., Dr D.M Trong, DrH Yoon, Dr C. R. Lai, Dr J Hwang, Dr L Lisna, Dr S Pervez and Dr RGW Pinto**





**Dr RGW. Pinto with Dr Rosario Granados (Spain)**



**Audience crowd**



**Dr RGW. Pinto with South African Faculty**



**Dr RGW Pinto with the Russian Faculty**



**Dr Jerzy Klijanienko, Dr RGW Pinto, Dr Henryk Domanski and Dr A Anna**



**XIIIth Annual State Conference of West Bengal Cytology Society (WBCS)** was held on 8th and 9th June, 2019 in North Bengal Medical College and Hospital. The Organizing Chairperson was President of WBCS, Dr. Bidyut Krishna Goswami and Organizing Secretary was D Indranil Chakrabarti.

About 200 delegates attended the Conference. Brig. M M Roy Memorial Oration was delivered by President of IAC, Dr. Naresh N Rai from Kota, Rajasthan.



The invited Guest Faculties were Dr. Savitri Krishnamurthy from MD Anderson Cancer Center, USA, Dr. Pranab Dey from PGIMER, Chandigarh, Dr. Sandeep Mathur from AIIMS and Dr. Bharat Rekhi from TMH, Mumbai.

## From the Editor's Desk

Dear Members of the Academy,

It is my pleasure to release the August-September Newsletter from my desk albeit a little delayed this time. I am sure by now many of you would be geared up for our annual festival which is the National Conference of IAC being held at The PGIMER Chandigarh. India has witnessed many events dedicated to Cytopathology and as the various state chapters are coming of age I am sure we will witness more such conferences and workshops/CMEs. May the tribe grow leaps and bound!



I personally feel India is at par with the best in the world in the practice and teaching of Cytopathology and the rejections of our bids for hosting the International Congress of Cytology by the IAC has been disappointing. Our contribution to cytology cannot be ignored and we do deserve to host the International event.

Despite so many events I find it difficult to get inputs about the various conferences and photographs highlighting the events. It's my request to all to please send me a brief write up and share pictures of conferences you may have organised or even information of upcoming events. Please send me this information on my **email mathuraims@gmail.com**.

I welcome any suggestions and criticism to improve the newsletter and make it more appealing. As we approach the festive season I wish you all a safe and joyous festive season ahead!

***The golden jubilee Annual Conference in 2020, will be held at New Delhi. I am sure it will be a memorable event which none of you would want to miss! So please keep your calendar booked for this event.***

Dr. Sandeep R. Mathur

Professor

AIIMS, New Delhi



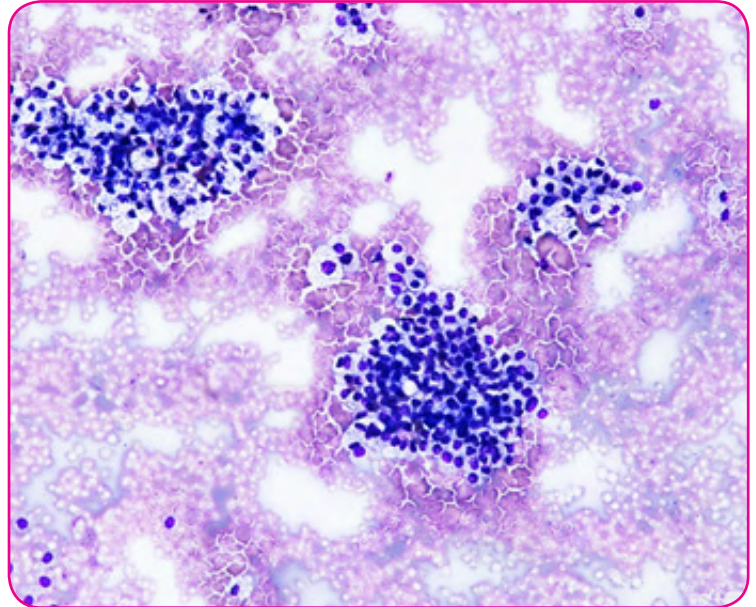
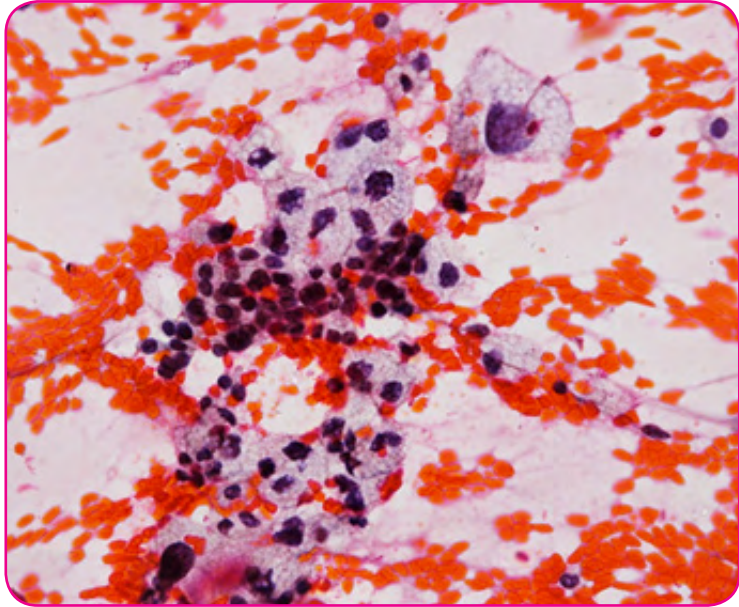
### Answers to Last issue Quiz;

1. Mammary analogue secretory Carcinoma
2. Amyloid goitre



## Quiz Time

**Case 1: 38 year old female aspirate from pancreatic SOL**



**Case 2: Aspirate from renal mass**

