



I.A.C. NEWS BULLETIN

THE OFFICIAL NEWSLETTER OF THE INDIAN ACADEMY OF CYTOLOGISTS

Vol 1; JULY, 2020

President

Dr. (Brig) Vijay Shrawan
Nijhawan, Panchkula

President Elect

Dr. Dev Prasoon, Munger

Secretary

Dr. Radhika Srinivasan,
Chandigarh

Treasurer

Dr. Bharat Rekhi, Mumbai

Editor – Journal of Cytology

Dr. (Col) Prabal Deb, Mumbai

Editor – Newsletter

Dr. Sandeep Mathur, New Delhi

Executive Council Members :

Dr. Madhu Mati Goel, Lucknow
Dr. Ranjan Agrawal, Bareilly
Dr. Madhu Mati Jena, Bengaluru
Dr. Indranil Chakrabarti, Siliguri
Dr. Ram Naval Rao, Lucknow

Chairperson, EQA

Programme

Dr. Nalini Gupta, Chandigadh

Webmaster

Dr. (Brig) Vijay Shrawan
Nijhawan, Panchkula

Rule Master

Dr. Dev Prasoon, Munger

Chairperson, Accreditation and Examination Committee of IAC

Dr. V. K. Iyer, New Delhi

Chairperson International Affairs

Dr. R.G.W. Pinto, Goa

Indian Editor, Acta Cytologica
Dr. Meherbano Kamal, Nagpur

President's Message



Dear Friends,

This is my first address after having taken over the charge of the President of this great Academy. I consider this a great honour and at the same time appreciate the responsibility bestowed on me. Since its inception, this incredible organization has been dedicated, to the upliftment of cytology practice. These amazing efforts and accomplishments would not have been possible without the efforts of past and present IAC executive boards, committees, and members. I would take this opportunity to thank the members of the current executive council for helping me discharge my duties.

The past few months have seen COVID 19 pandemic change the way we live, with India now firmly in its grip. The impact is all around for us to see. Our executive council had to take the hard decision of treating the year 2020 as Dies Non (Null year). This year's annual conference, Cytocon 2020 which was to be held in November at New Delhi had to be cancelled and is now scheduled for next year. What makes this particularly heart-breaking is that this was to be the Academy's golden jubilee year.

Nevertheless, in times of crisis, there's an opportunity for creativity to flourish and shine a light. The academy should grab this opportunity with both hands. I would like to flag a few things in this regard, the most important being the use of virtual platforms to spread the knowledge of cytology.

For the Academy, a crucial aim has been to spread the knowledge of cytology.

While our annual conference and CME's have had some impact, we have major ground to cover. E-learning has become the mainstay for many globally, with video conferencing and other tools for e-Teaching becoming more prevalent. Virtual classrooms, Learning Management Systems are finding favor even with the past naysayers as more platforms open up. A good example would be the first webinar under the aegis of IAC on, "COVID-19: Guidelines for Cytopathology Laboratories" held recently, which saw an enthusiastic response. This has filled us all with excitement about the prospects to grow in this direction with more such webinars in time to come. The eventual goal would be to launch standalone e-courses on various aspects of cytology both for pathology residents, practicing pathologists, and cytotechnicians.

As the first step, a committee will be drawing up plans for a series of webinars for the members so that all of us stay current on developments in our subject. I hope to see us all engaging in great numbers and make this a success.

Most importantly, I would like to take this moment to thank and commend all our colleagues in health care who have stood like a great army in this war against the pandemic. The medical community is dedicated to selfless service and while a fight against the microscopic is not new to us, this scale and magnitude certainly are unprecedented.

My best wishes to one and all.

Brig (Dr.) Vijay Shrawan Nijhawan
President, Indian Academy of Cytologists

Secretary's Message



Dear Friends,

The year 2020 began with a lot of hope and cheer. However, just in a couple of months, the world was hit by an invisible enemy, the Coronavirus, which had originated in Wuhan, China in December 2019. On the 11th of March 2020, WHO declared the COVID-19 as a pandemic. This is an unprecedented situation that no one of us have ever seen in our lives. The situation is very grim in the Western world with Europe and USA seeing large numbers of cases and deaths due to COVID-19. However, thanks to our prime Minister, Shri Narendra Modi, who initiated lockdown, the numbers in India have been contained by simple yet effective measures involving social distancing mostly. Currently we are all leading our lives in a lockdown.

What are the implications for a cytopathology laboratory in these circumstances? Surely, it cannot be business as usual! As cytopathologists, there are two main issues- i) performing fine needle aspiration and ii) handling of biological samples for exfoliative cytology assessment. In both these situations, the trainees / cytopathologist and the laboratory staff potentially are exposed to the virus. Hence, the EC of IAC took up the initiative to prepare guidelines for cytopathology laboratories to deal with COVID-19 suspected / positive patients and samples from them. These are available on the IAC website and are also being published in the current issue of Journal of Cytology. I urge all IAC members to follow these guidelines and ensure their own safety as well as the safety of the health care workers in the laboratory. Just as the HIV infection changed many aspects in the health care scenario, so also, the Coronavirus will result in many changes in our practice that will remain with us even after the pandemic gets over. Any yes, it is time to be safe but not be fearful! A time to introspect and become better human beings! We shall overcome!!

CYTOCON 2020, scheduled for November 21-22, was going to be a landmark conference as it is our Golden Jubilee year. It was expected to be an event to celebrate our Academy which has prospered over the years into a large community serving the masses. However, the Organizing Chairperson, Dr.Manjula Jain, wrote to me, that after thorough assessment of the ongoing situation, the Organizing committee decided that CYTOCON 2020 cannot be held in November 2020 for several reasons foremost being that permission to host large gatherings would not be given by the Govt., lack of any sponsorships forthcoming at this time, difficulty that would be faced by delegates to travel and stay in Delhi, difficulty for international guest speakers to travel to India. Indeed, extraordinary situations call for extraordinary decisions.

After due deliberations in the Executive committee, it is indeed with a heavy heart, that we, under the able Chairmanship of our Hon'ble President Brig. (Dr.) Vijay Nijhawan took the following decisions which is being communicated to all IAC members through this newsletter.

- 1. The year 2020 to be treated as Dies non (Null year)**
- 2. CYTOCON 2020: The Golden Jubilee conference of the IAC, which was to be held in November 2020 in New Delhi will stand postponed to 2021. The Organizing committee should now plan the conference in 2021 in conjunction with the Secretary, IAC.**
- 3. CYTOCON 2021: which was to be held by the WB-Chapter of IAC will now be held at Siliguri as CYTOCON 2022.**
- 4. Awards: for the year 2020 will be carried forward to 2021. The Secretary to set up a committee to work out the details.**
- 5. Election of Office Bearers: In view of the year 2020 being declared a "Null Year", no elections shall be held for any post and election notice would get carried over to 2021. The terms of the office bearers will stand extended by one year.**

Friends, it is our foremost duty as a citizen of this country to support the administration in the fight against COVID-19. Let us look at the postponement of the conference as a small sacrifice in this war against the invisible enemy. We will emerge stronger as individuals and as a community.

Further, many EC members have also suggested that IAC hold webinars and I shall look into this aspect and we may start the IAC webinar series shortly.

So, dear friends, stay safe and hope for a brighter tomorrow. Feel free to write to me.

Jai Hind.

Radhika Srinivasan,

Secretary, IAC

secty.iac@gmail.com

CYTOCON 2019, 7-10 Nov.



Lamp Lighting Ceremony, Director & Dean PGI Chandigarh, Prof. Rajwanshi, Prof. Dey & Prof Radhika





49th Annual Conference of Indian Academy of Cytologists

Exploring New Frontiers in Diagnostic Cytopathology
Organized by Department of Cytology & Gynec Pathology, PGIMER, Chandigarh

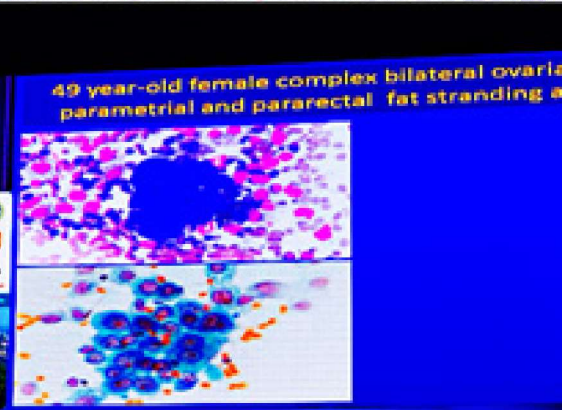

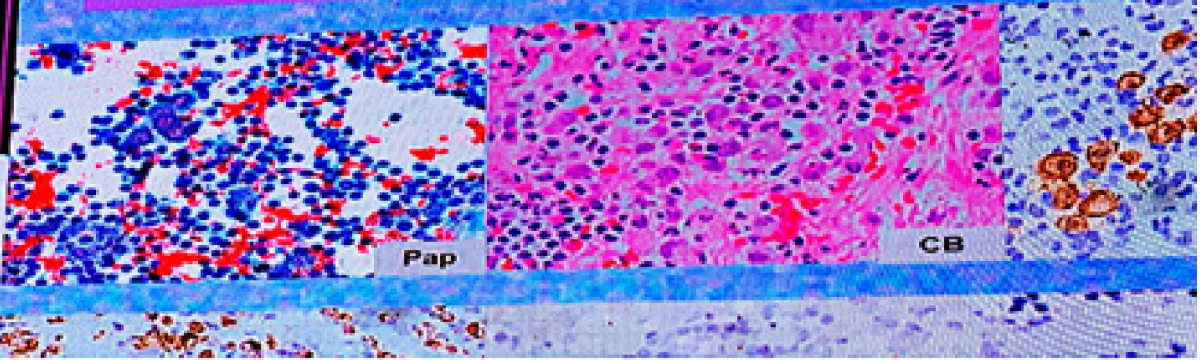
7th - 10th November 2019 | PGIMER, Chandigarh, India

C TOCON 2019

49th Annual Conference
of
Indian Academy of Cytologists
Exploring New Frontiers in Diagnostic
Cytopathology
Organized by Department of Cytology
& Gynec Pathology, PGIMER, Chandigarh



Negative Pleural Fluid



C TOCON 2019





The prestigious Ernest Fernandez slide seminar was presented by Dr Reena Bharadwaj



P.N. Wahi Oration delivered by Dr Meherbano Kamal



Dr Eva Wojcic delivered the Guest Lecture



Col. D.B. Nayar Memorial Award



Dr Pariksha Gupta receiving the Best Poster Award



Glass Slide viewing during various Workshops



Cell Block Workshop



L.B.C. Workshops



Organizing Team, PGI Chandigarh



Cell Block Workshop



Felicitation Ceremony of Prof. Rajwanshi



Felicitation Ceremony of Prof. Rajwansi



Dr RGW Pinto spoke about the contribution of Dr Arvind Rajwansi to IAC



tanding contribution to the field of Cytopathology



Dr RGW Pinto chaired the session IAC Oration delivered by Pio Zeppa from Italy









Dr Rajwanshi, Dr Eva Wojcik & Dr Pio Zeppa



The photographs of CYTOCON 2019 remind us of the panoramic gathering of International and National distinguished cytologists and delegates all over India. There was the real exchange of knowledge, concepts, and personal feelings among all of us without keeping any “social distancing”. Probably in the days of the virtual conference of “COVID19 era”, these photographs will make us nostalgic and will take us to the “down memory lane”.

Pranab Dey

Organizing Secretary of CYTOCON2019

UP Cytocon 2019

ICMR-National Institute of Cancer Prevention & Research and Super Specialty Pediatric Hospital & Post Graduate Teaching Institute, Noida, jointly organized UP Cytocon 2019, the 7th Annual UP Chapter Meeting of Indian Academy of Cytologists on 28th-29th September 2019. The conference, hosted at Super Specialty Pediatric Hospital & Post Graduate Teaching Institute, Noida on 28th September, was attended by more than 230 delegates and faculty. The conference delved in to different aspects of Cytopathology. The highlight of the conference was the prestigious Padam Kumari Agarwal oration on Cell Block, delivered by Prof Vinod Shidham, Wayne State University School of Medicine, Detroit, USA. The curriculum for the conference was chalked out meticulously with didactics by the renowned faculty on recent advances in the field of cytopathology especially in context to the current concepts in classification and reporting of FNAC of lesions of the organs such as thyroid, salivary gland and urinary cytology. An interactive panel discussion was conducted on a contemporary topic of ‘FNA vs. Core needle biopsy in the diagnostic work up of breast lesions’, with experts from various medical colleges brain- storming over it. There were also presentations of challenging cases and commonly encountered diagnostic pitfalls on FNACs. The sessions on the upcoming technical advances in the areas of Digital Pathology and Molecular cytopathology generated a lot of interest among the young pathologists. The poster session provided an opportunity to the residents to disseminate their work, interact with the seniors and build camaraderie among the pathology fraternity.


On 29th September, a comprehensive hands-on workshop on cervical cytology was conducted at NICPR, which entailed didactics on inflammatory and neoplastic conditions of uterine cervix and hands-on glass slide viewing sessions. The workshop provided an opportunity to the participants to gain meaningful insights into this very important subject and gave them an impetus to undertake cervical cancer screening in their own set ups.





The Division of Cytopathology, ICMR-NICPR organized the 10th Hands-on Workshop on Cervical Cancer Screening for Pathologists (under the aegis of IAC) from 4th till 6th March 2020. The workshop was attended by 37 delegates from across the country.

The workshop included didactics by renowned faculty in the field of cytology covering the inflammatory as well as the neoplastic pathologies of uterine cervix. Sessions on HPV diagnostics and vaccination and emerging biomarkers were also organized. The participants had hands-on experience on HPV detection and cervical cytology slide viewing. A low-cost technique for preparation of liquid based cytology smears was demonstrated to the participants.



DCIAC-CME on 'Salivary Gland Cytology'

A CME on 'Salivary Gland Cytology' was organised by Cytopathology unit of Department of Pathology ABVIMS; Dr. RML Hospital, New Delhi on 15th February 2020, under the flagship of Delhi Chapter of Indian Academy of Cytologists (IAC). It was organized by Dr. (Prof.) Manju Kaushal, Consultant & HOU Cytology, Department of Pathology & Her team.

CME started at 8.30 a.m. and lasted till 4.30 p.m., including two pre-lunch and two post lunch sessions. The program included a series of lectures and case discussions on Salivary gland cytology by Senior Clinician, Radiologist and eminent senior Cytopathologists from top institutions of Delhi like AIIMS, MAMC, Lady Hardinge Medical College, Vardhman Mahavir Medical College and UCMS.

CME was attended by approximately 130 delegates, including many post graduate students and senior residents from various Govt. and Private Medical institutes of Delhi and NCR region.

CME provided a comprehensive approach to cytological diagnosis, including differential diagnosis, recent developments in diagnosis and case discussion of challenging and rare cases. It was of great academic benefit to the young and budding cytopathologists from Delhi and NCR.





MACyCON 2020

The 1st state level Cytology conference of AIIMS, Nagpur was successfully organized on 8 & 9th of February, along with Vidarbha Association of Pathologists & Microbiologists. It is the 3rd annual conference of Association of cytologist of Maharashtra (ACM), the Maharashtra chapter of IAC. With an impressive roster of Internationally acclaimed faculty, renowned national speakers targeting on various gray zones of cytology, covered in the two day conference, MACyCON was attended by 150 delegates from all parts of India.

Director & CEO of AIIMS, Maj. Gen. (Dr.) Vibha Datta, SM, was the Patron who guided & supported the Organizing team throughout the Planning & execution of the conference. The team of Dr. Rasika Gadkari, Organizing Chairperson and Dr. Nisha Meshram, Organizing Secretary and Dr. Fatema Kamal, treasurer, ensured that the conference was organized smoothly and successfully.

Day one started with the inauguration of “5th Smt Sunanda B Shidham Memorial CME”, at the hands of Chief guest Maj. Gen. Dr. Vibha Datta in the presence of Dr. Vinod Shidham, Director, School of cytology from Detroit Medical center, USA and Dr. B. T. Shidham. Dr. Vinod Shidham, international faculty was the keynote speaker, who addressed undetermined lesions in Gynec cytology. This CME was followed by panel discussions which was focussed on problem solving in different arenas of atypical lesions in cytology. The star speakers were Dr. Shubhada Kane, Head, SRL diagnostics, Mumbai, Dr. Bharat Rekhi, TMH, Mumbai, Dr. Leena Naik professor and head of dept of Pathology, LTMMC Mumbai, Dr. M.M. Kamal, Professor Pathology, GMC Nagpur, Dr. R. Ravi renowned consultant, Nagpur. Interesting Debates on role of FNAC over Core Biopsy and Unguided versus Guided FNAC clinched the delegates attention. In afternoon sessions there were two simultaneous workshops, one on novel technique to make cell block, designed by Dr. Vinod Shidham and other was on Gynec cytology, conducted by Dr. Jasvinder Bhatia from AFMC and their respective teams.

The inaugural function on day two was presided by Padmashree Hon. Dr. Vikas Mahatme as the chief Guest, who highlighted the important role of Cytology in rapid diagnosis. Our Patron, Dr. Vibha Dutta SM also briefed the audience and released the e-souvenir. The inauguration was followed by Dr. Grover Oration, conferred on our International faculty Dr. Vinod Shidham from Detroit by Dr. Shobha Grover herself. Dr. Venkateshwaran Iyer, Professor at AIIMS, Delhi presented a wonderful slide seminar, sharing his vast experience in the field of cytology with audience. It was followed by various enlightening talks covering pancreatobiliary cytology by Dr. Vikas Kavishwar, Addl Prof. TNMC Mumbai, Renal cytology by Dr. Shyama Jain, Professor at Maulana Azad MC, New Delhi and new techniques like liquid biopsy by Dr. Radhika Pagey, Consultant at National cancer institute, Nagpur. A session on look alikes in cytology was presented by Dr. Shubhada Kane, Dr. Sneha Hingway and Dr. Chitra Madiwale.

Presentation skills of postgraduates were honed as they presented oral Paper & poster and also there was an exciting quiz for PG students. Winners were awarded during the valedictory function.

Dr. Nisha B Meshram, organizing Secretary proposed vote of thanks, wherein she stated that the entire organizing team of VAPM & Faculties of AIIMS has worked very hard for the efficient conduction of MACyCON 2020, which was an academic extravaganza for all the delegates. An overwhelming response was received by all the participants and they took lot of learning tips from the renowned international and national faculties.



Goa CME



International CME in Breast Pathology in Goa Faculty is Dr Hema Mahajan (Sydney Australia)



THE GROWING FAMILY OF IAC –NEW MEMBERS

S.No.	Name & Address	Membership No.
1	Dr Aashit Yadav WZ-314, Shakurpur Village, PO Srinagar Delhi, 110034	9971222382 aashityadav1@gmail.com
2	Dr Sumaira Qayoom H No 98, Type IV, New Campus, SGPGIMS, RaiBareilly Road, Lucknow, UP, 226014	7408682103 qayoomsumaira@gmail.com
3	Dr Meenakshi Rao Q. No. III/4, Medical College Campus,, Shastri Nagar, Jodpur, Rajasthan-342003	8890425010 drmeenakshirao@gmail.com
4	Dr Aditi Rawat B-23, Mansaram Park, "Rawat Clinic", Uttam Nagar, New Delhi, 110059	998618872 draditirawat@gmail.com
5	Dr BhartiDeviThaker House No. 155, Lane No. 8, Shiv Vihar, Janipur Colony, Jammu 180007	9419795746 bharti68@gmail.com
6	SURG. LT C. Dr Nithi Doley INHS Kalyani, Gnadhigram, P.O. Visakhapatnam-530005, A.P.	0891-2414027, 2811137 9401988043 ndley47@gmail.com
7	Dr Arti Khatri H No. 130 D, Maksudabad Colony, Near New Manav Bharti School Najafgarh, Delhi 110043	8700226322 a.khatri2008@gmail.com
8	Dr Anupama Arya House No 77, Sector 15-A, Noida, U.P. 201301	9899130245 pincermail@yahoo.com
9	Dr Chhaya Gupta C-6/115A, Near Mtero Pillar 272, Lawrence Road Keshavpuram New Delhi-110035	011-43742206 9910992059, 9810992059 chhaya.doc_delhi@rediffmail.com
10	Dr Kanishk Gupta 108, Manas Nagar, Shahganj, Agra, 282010	7300582485 kanishk1gupta@gmail.com
11	Dr Ashish Saraf Flat No:208, 8th Floor, Jaishree Towers, Mansa Devi Complex Sec:5, Panchkula, Haryana, 134109	9819828469 drashishsaraf@gmail.com
12	Dr Charu Agarwal 282, Sector1, Chiranjeev Vihar, Ghaziabad, U.P. 201002	9958897586 drcharuagarwal@gmail.com
13	Dr Hemanchandran Manikapurath Aswini Diagnostic Services, Puthiyara(P.O) Jai Road, Kozikode, Kerala 673004	4952702840 mheman2000@yahoo.co.uk
14	Dr Nishit K. Gupta A-3/115, Sector-3, Rohini, Delhi-110085	8588841423 nishitlab@yahoo.co.in

15	Dr Neelam Jain NIA Diagnostics, 168 Link Road, Motinagar Ward, Sagar (M.P) 40002	07582-227859 neelam_jbp@rediffmail.com 9425161365
16	Dr Sahil Murad Pathology Lab, Sanjay Gandhi Hospital P.O. Halkorwa, Munshiganj, Amethi(U.P.) 227412	05368-2550008/9 sahil.murad7@gmail.com 7704020423
17	Dr Upasana Gautam Dept of Cytology, 4th Floor, Research Block PGIMER, Chandigarh 160012	1722755115 9914265553 upasanagautam123@gmail.com
18	Mr LUCAS K Cytotechnologist, Dept of Pathology, Kidwai Memorial Institute of Oncology Dr MH Marigowda Road, Bangalore 560029	8026094079 812328229 LUCAS.KAVYA@gmail.com
19	Dr Divya Sharma Aditya Hospital, 39, Public Park, Sriganganagar, Rajasthan, 335001	1542442705 Pathdoctor09@gmail.com
20	Dr Prerna Guleria Dept of Lab Sciences and Molecular Medicine Army Hospital Research and Referral, Delhi Cantt 110010	7807081644 prernaguleria@yahoo.co.in
21	Dr Monika Gupta 17/18 FM, Medical Enclave, PGIMS, Rohtak, 124001 Dept of Pathology, PGIMS, Rohtak, 124001	01262-280599 9467905757 monikashashwat@hotmail.com
22	Dr Neha Singh D/O Shri Narendra Pal Singh H No B-79, Triveni Nagar, Gopalpura Bypass, Jaipur, Rajasthan 302018	8950760001, 9416072707 DRNEHASINGH25@GMAIL.COM
23	Dr Ratna Gosain Dept of Pathology, ESIC Superspeciality Hospital, Sanathnagar, Hyderabad, 500038	9849134438 ratnagosain80@gmail.com
24	Dr Safia Rana Dept of Pathology, HIMSR, Jamia Hamdard, New Delhi, 110062 52, Zakir Bagh, Okhla Road, New Delhi, 25	9818334490 safia_rana2000@yahoo.com

From the Editor's Desk

Dear Members of the Academy,

As I shoot off this issue from my desk, I realize that this issue has been delayed by more than a month. Although I completely shoulder the blame on myself, you would all agree that we are all going through challenging times. The COVID 19 has been a game changer in our lives and has completely transformed the way we function.



With the prospective clinical non-covid work down to a trickle, we are having very limited reporting. Although the clinical patient care work is limited, the fear of COVID has been playing havoc and has paralysed many of our activities. Slowly, as we learn to live with this pandemic, we are evolving ourselves and using newer technologies to reformat our teaching and learning methods.

Conferences are nowhere near the horizon and we may have to wait for quite some time. The situation is more difficult for the new post graduates and also the post graduates in training. I therefore feel that we should transform ourselves and enter into the era of digital learning. To stay in offing, our academy has to rapidly adapt and execute digital learning platforms. E-conferences and webinars will be the norm in the days to come. I am aware that our President, Secretary and other executive committee members are already on the job and are making all efforts to meet the challenges in the times to come.

It's my request to all members to please send me a brief write up and share pictures of webinars or e-conferences you may be organising or even information of upcoming events. Please send me this information on my email mathuraiims@gmail.com.

Most importantly stay positive, stay safe and keep in touch, as mental well-being is also a key to success and survival in these otherwise gloomy times. But this too shall pass and till we meet again!

Dr. Sandeep R. Mathur

Professor

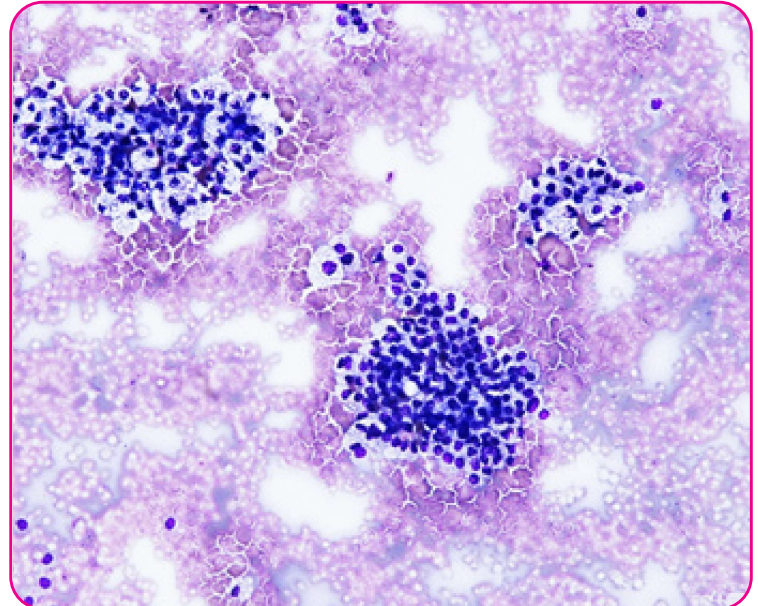
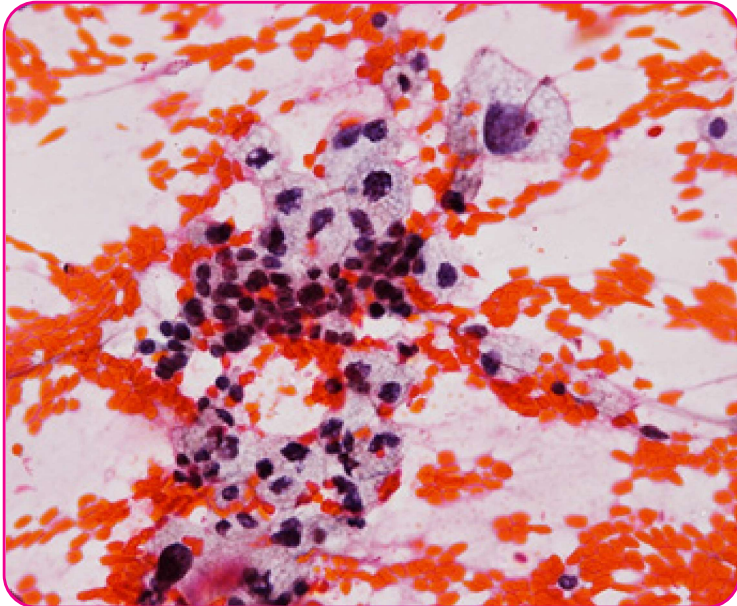
AIIMS, New Delhi



Quiz Time

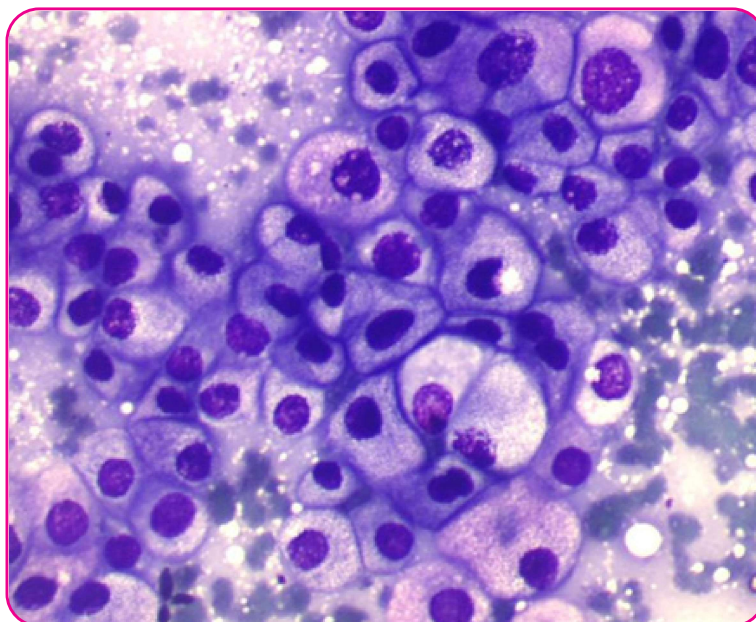
Answer to quiz in last newsletter

Case 1: 38 year old female aspirate from pancreatic SOL



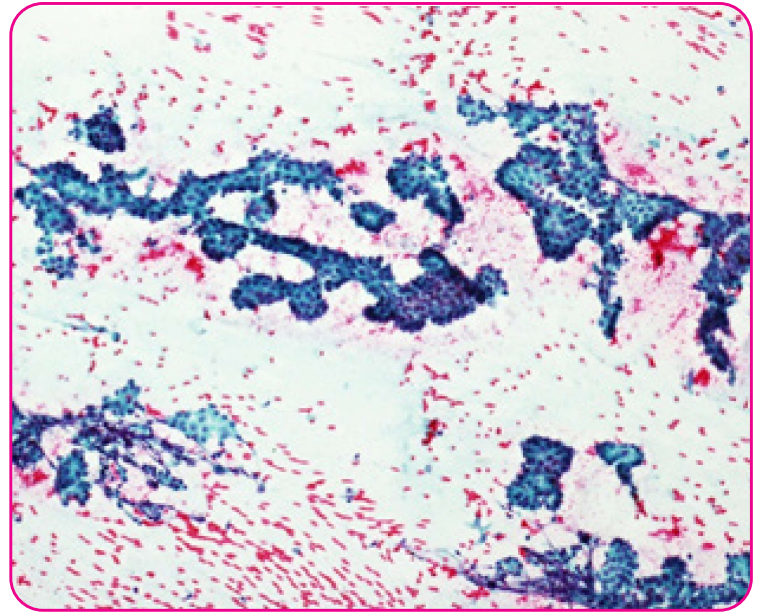
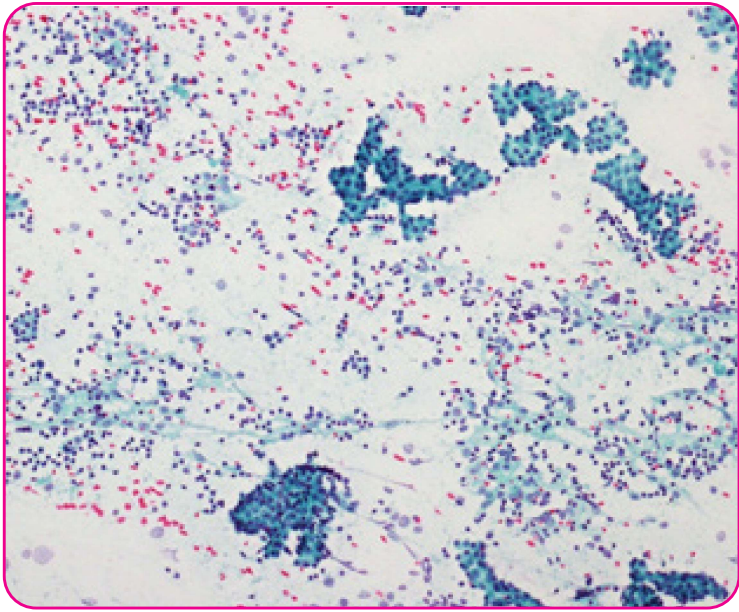
Serous cytadenoma with neuroendocrine tumor, Pancreas

Case 2: Aspirate from renal mass

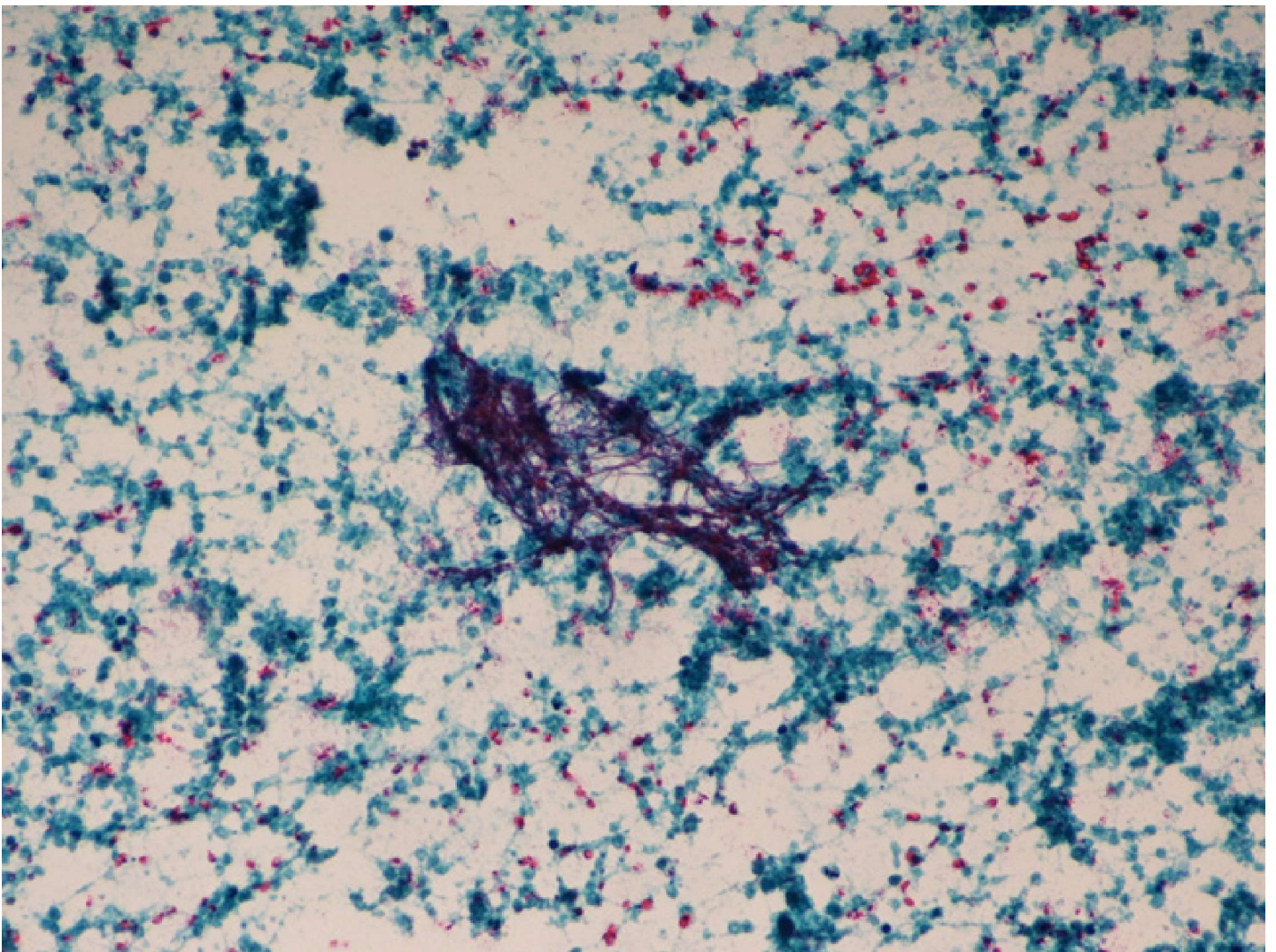


Chromophobe renal cell carcinoma

Quiz Time



Case 1: 35-year-old female parotid swelling



Case 2: 54 year old male, fna smear from bilateral ground glass opacities and nodular masses in lungs