



I.A.C. NEWS BULLETIN

THE OFFICIAL NEWSLETTER OF THE INDIAN ACADEMY OF CYTOLOGISTS

Vol. 2, August, 2023

Executive council of Indian Academy of Cytologists

Maj General (Dr) Reena Bharadwaj
President

Dr Radhika Srinivasan
President-Elect

Dr Bharat Rekhi
Secretary

Dr Shilpi Agrawal
Treasurer

Dr Venkateswaran K Iyer
Chairperson A & E Committee

Dr Nalini Gupta
E & A Chairperson

Dr Sandeep R Mathur
Webmaster

Dr Dev Prasoan
Rule Master

Dr Prabal Deb
Editor, Journal of Cytology

Dr R G W Pinto
Chairperson, Intl. Affairs Committee

Dr Indranil Chakrabarti
Editor, Newsletter

Dr Shyama Jain
Indian Editor, Acta Cytologica

Dr Jasvinder Kaur Bhatia
Executive Committee Member

Dr Poonam Elhence
Executive Committee Member

Dr Pooja Bakshi
Executive Committee Member

Dr Palash Kumar Mandal
Executive Committee Member

Dr Uma Handa
Executive Committee Member

Message from the President

Indian Academy of Cytologists



The last few months have been exciting as we are all now eagerly awaiting CYTOCON 2023. The passion of the young participants to present their oral papers and posters is building up with fervor. The faculty are also guiding them to represent their colleges and win laurels to the institute. All these reflect the devotion of Indian Cytologists. I sincerely appreciate the vital contributions of the members of IAC. I am confident that in the near future we will also leave no stone unturned in showcasing all our organizational and academic skills through regular Cytology State Chapters in the form of CMEs & Workshops. This extended and readily accessible forum will enhance the utility of cytopathology, as a screening and diagnostic modality, and emphasizing the potential for new developments in cyto-diagnosis.

The Annual National event of IAC is the go to platform for sharing our experiences and research achievements of all members and encompasses all fields of Cytology. With the dynamism of Dr Sudha as the force behind the entire organizing team, I am confident that CYTOCON-2023 will be an enriching academic feast. We wish them a grand success. I urge all faculty, residents and practicing Pathologists to attend this conference and the workshops & CME in large numbers, to sensitize themselves with newer diagnostic armamentarium in cytopathology in the era of targeted therapy and molecular classifications. The acquired knowledge we gain can be expeditiously disseminated to herald a standardization in cytology concepts & reporting formats.

Thank you and Jai Hind!

Major Gen Reena Bharadwaj (Retd)

Sena Medal, Vishisht Sewa Medal

Professor and HoD (Pathology)

Bharati Vidyapeeth Medical College, Pune

Message from the Secretary

Indian Academy of Cytologists



Dear All,

It is a timely coincidence that as we prepare to celebrate the spirit of cytopathology during our Annual Cytology Conference, there seems a major development in cytopathology at the global level. For the first time, the International Academy of Cytology (IAC) has collaborated with the International Agency for Research on Cancer (IARC)-World Health Organization (WHO) towards bringing out the fascicles or the “purple books” on reporting systems in cytopathology for various organ systems namely lung, pancreaticobiliary, lymph nodes, spleen, and thymus; soft tissue, breast, liver along with kidney and adrenals. This is a reflection of the crucial value of cytology and an unmet need for cytopathology reporting systems in surgical pathology. A significant number of expert representatives from our country have and are actively participating as authors and editors for these books that would be a great resource for practicing cytopathologists, surgical pathologists and would essentially empower pathologists at the periphery towards applying a relatively more objective system for reporting cytopathology specimens. This also reflects the contribution and influence of our country in cytopathology across the globe.

With these sentiments, let's look forward to actively participating, learning, and networking during the upcoming CYTOCON2023 in Gwalior. The organizing team led by Dr. Rajesh Gaur and Dr. Sudha Iyenger is striving towards making this a memorable event. The scientific program offers a wide choice of topics covered by a stellar National and International faculty, which would be relevant for practicing cytopathologists. The residents and consultants have an opportunity to showcase their work in the form of platforms and poster presentations. There would be pre-conference CME, orations, slide seminars, guest lecture, symposium, and award presentations with exciting prizes, followed by 4 workshops like a cherry on top. So come and immerse yourself in the knowledge from the experts and most importantly with mutual discussions during this much-awaited academic event.

See you all in Gwalior for CYTOCON 2023!

Regards and best wishes,

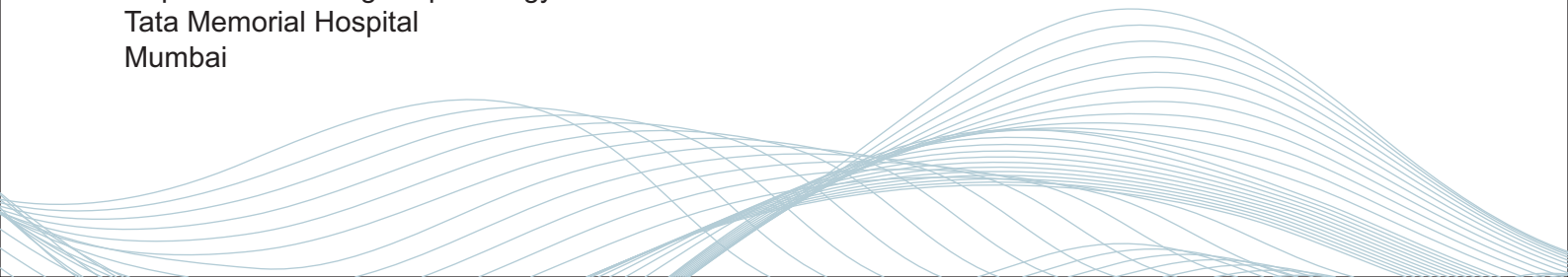
Dr Bharat Rekhi

Professor/Pathologist

Department of Surgical pathology

Tata Memorial Hospital

Mumbai





53RD ANNUAL CONFERENCE OF THE INDIAN ACADEMY OF CYTOLOGISTS



27TH, 28TH,
29TH, 30TH
OCTOBER
2023

Organised by: Department of Pathology, Gajra Raja Medical College, Gwalior in association with Gwalior Pathologists and Microbiologist Association

**THEME: BUILDING BRIDGES AND
FILLING GAPS IN KNOWLEDGE**

Hybrid Event
(Physical & Virtual)

GWALIOR - GATEWAY OF MADHYA PRADESH





HIGHLIGHTS

- ← **Oration:** Dr. P. N. Wahi Oration
Dr. Ravi Mehrotra, Delhi
- ← **Seminar:** Awardee for Ernest Fernandes slide seminar
Dr. Venkateswaran Iyer, A.I.I.M.S. New Delhi
- ← **Lecture:** Dr. Subhash Kumari Gupta Memorial lecture
Dr. Manjula Jain, New Delhi
- ← **Symposium:** Symposium on Cases illustrating the upcoming Joint IAC-IARC WHO System for Reporting Soft Tissue Cytopathology
Moderator: Dr. Bharat Rekhi, Tata Memorial Hospital, Mumbai
- ← **Pre-conference CME:** Pre - Conference CME on Salivary Gland Cytopathology: Solving Difficult Cases and Mastering Emerging Concepts
Moderator: Dr. Nalini Gupta, P.G.I.M.S. Chandigarh



SCIENTIFIC SCHEDULE

PRE-CONFERENCE CME

Friday

27th October 2023

08.00 AM

Registration

Head & Neck including Salivary Gland Cytopathology: Solving difficult Cases & Mastering Emerging Concepts

Moderator – Dr. Nalini Gupta

09.00 AM – 11.30 AM

Session I:

09.00 AM – 09.10 AM

Introduction of the topics and speakers

Dr. Nalini Gupta

09.10 AM – 09.35 AM

Head & Neck tumors including Salivary gland tumors: The World Health Organization 2022 Classification (5th edition)

Dr. Munita Menon

09.35 AM – 10.00 AM

Nasal and Sinonasal tumors: Role of ancillary techniques

Dr. Deepali Jain

10.00 AM – 10.25 AM

Pearls and perils of Orbital FNAC

Dr. Radhika Srinivasan



SCIENTIFIC SCHEDULE

PRE-CONFERENCE CME

Friday

27th October 2023

10.25 AM – 10.50 AM	Metastatic versus primary head and neck tumours (newer entities): Role of ancillary techniques	Dr. Anchal Kakkar
10.50 AM – 11.00 AM	Q&A Session	
11.00 AM – 11.30 AM	Tea break	
11.30 AM – 01.05 PM	Session II:	
11.30 AM – 11.55 AM	The Milan Classification of Reporting of Salivary Gland Cytopathology: A update and way forward to the second edition	Dr. Nalini Gupta
11.55 AM – 12.20 PM	The dreaded Atypia diagnosis (Milan Cat 3) in Salivary gland lesions: The bane of our existence	Dr. Güliz A. Barkan
12.20 PM – 12.45 PM	Dealing with the Indeterminate lesions (Milan 4b) in Salivary gland lesions	Dr. Swati Mehrotra



SCIENTIFIC SCHEDULE

PRE-CONFERENCE CME

Friday

27th October 2023

12.45 PM – 01.05 PM	Salivary gland tumors: Newer entities and role of molecular testing	Dr. Shubhda Kane
01.05 PM – 01.25 PM	Industrial Session	
01.25 PM – 02.00 PM	Lunch break	
02.00 PM – 04.30 PM	Session III:	
02.00 PM – 02.20 PM	Approach to salivary Gland neoplasms with pattern recognition on cytology: Basaloid and clear cell neoplasms	Dr. Zameer Lateef
02.20 PM – 02.40 PM	Approach to salivary Gland neoplasms with pattern recognition on cytology: Oncocytic and myoepithelial neoplasms	Dr. Paromita Roy



SCIENTIFIC SCHEDULE

PRE-CONFERENCE CME

Friday

27th October 2023

02.40 PM – 04.00 PM	Head & Neck including Salivary Gland Cytology – An Array of Challenging Cases	Dr. Shilpi Agarwal Dr. Julian Crasta Dr. Vidya Jha Dr. Ram Naval Dr. Meeta Singh Dr. Haimanti Sarin Dr. Pavneet Kaur Selhi
04.00 PM – 04.30 PM	QUIZ Time	Dr. Nalini Gupta Dr. Anchal Kakkar

04.30 PM – 04.40 PM Industrial Session

04.40 PM – 04.55 PM *Tea break*

04.55 PM – 05.15 PM JOC Committee Meeting



SCIENTIFIC SCHEDULE

PRE-CONFERENCE CME

Friday

27th October 2023

05.15 PM – 06.15 PM	IAC Executive Committee Meeting
06.15 PM – 07.15 PM	Inauguration
07.15 PM – 09.15 PM	Cultural Program
09.15 PM Onwards	<i>Dinner</i>



SCIENTIFIC SCHEDULE

CONFERENCE DAY-1

Saturday

28th October 2023

09.00 AM – 10.00 AM	Prof. P. N. Wahi Oration	Dr. Ravi Mehrotra
10.00 AM – 11.00 AM	TBD	
11.00 AM – 11.15 AM	<i>Tea break</i>	
11.15 AM – 12.30 PM	Oral Award Paper (Nalini Bai Thakkar) Award	Format- 7+3minutes
12.30 PM – 01.15 PM	Oral Award Paper (Jwala Devi) Award	Format- 7+3minutes
01.15 PM – 01.35 PM	Industrial Session	
01.35 PM – 02.35 PM	<i>Lunch break</i>	
02.35 PM – 03.35 PM	IAC Academy Oration	Dr. Zubair Baloch (Virtual)



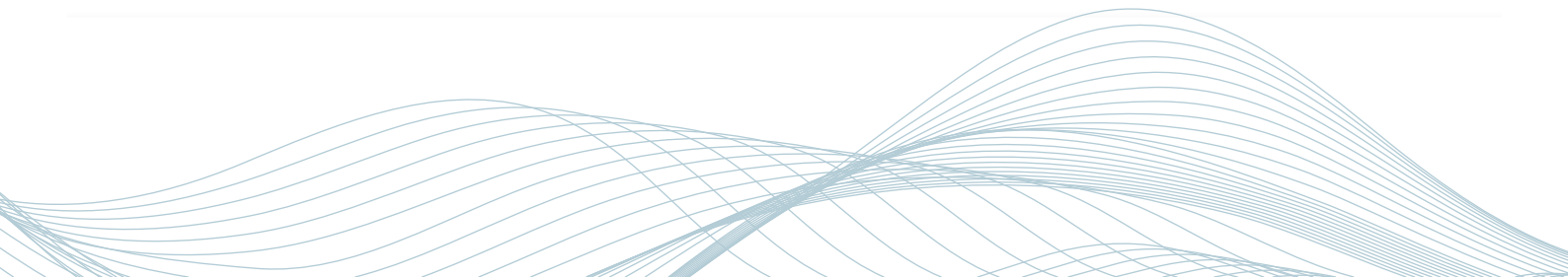
SCIENTIFIC SCHEDULE

CONFERENCE DAY-1

Saturday

28th October 2023

03.35 PM – 03.45 PM	Industrial Session	
03.45 PM – 04.00 PM	<i>Tea break</i>	
04.00 PM – 05.30 PM	Poster Presentation Proffered Papers	
05.30 PM – 07.15 PM	General Body Meeting	
07.15 PM Onwards	Banquet	





SCIENTIFIC SCHEDULE

CONFERENCE DAY-2

Sunday

29th October 2023

09.00 AM – 10.30 AM	Ernest Fernandes Award Slide Seminar	Dr. Venkateswaran Iyer
10.30 AM – 11.30 AM	Dr. S. K. Gupta Memorial Lecture	Dr. Manjula Jain
11.30 AM – 11.45 AM	<i>Tea break</i>	
11.45 AM – 01.15 PM	Symposium on Cases illustrating the Reporting System for Soft Tissue Cytopathology	Moderator: Dr. Bharat Rekhi Faculty: Dr. Xiaohua Qian Dr. Uma Handa Dr. Nalini Gupta Dr. Deepa Rani
01.15 PM – 01.35 PM	Industrial Session	
01.35 PM – 02.35 PM	<i>Lunch break</i>	
02.35 PM – 03.35 PM	Col. D.B. Nayar Memorial Award	Format- 8+2 minutes
03.35 PM – 03.45 PM	Industrial Session	



SCIENTIFIC SCHEDULE

CONFERENCE DAY-2

Sunday

29th October 2023

03.45 PM – 04.00 PM	<i>Tea break</i>	
04.00 PM – 05.30 PM	Proffered Papers	
	Poster Presentation	
05.30 PM – 07.30 PM	Quiz for Postgraduate	
07.30 PM – 08.00 PM	Award distribution and Valedictory session	

THIS PROGRAMME IS TENTATIVE



WORKSHOP TOPICS 30TH OCTOBER 2023

- **Cellblock: A perfect bridge, and a great resource!**
Coordinated by: Dr. Bharat Rekhi, TMH, Mumbai and team
- **Grey zones in gynaec cytology with challenging cases.**
Coordinated by: Dr. Meherbano Mustafa Kamal, GMC, Nagpur and team
- **Urine cytology workshop: Navigating the Murky World of Urine Cytology through Paris (system): Daily struggles, Reactive Mimics and Pitfalls.**
Coordinated by: Dr. Seema Kaushal, AIIMS, Delhi and team
- **Squash cytology: Master of intraoperative diagnosis in neuropathology.**
Coordinated by: Dr. Shilpa Rao, NIMHANS, Bangalore and team



QUIZ

NATIONAL QUIZ IN CYTOLOGY 29TH OCTOBER 2023

Preliminary Round - Mini MCQ test with all participants in teams of 2-3.

Final Round - Main quiz with 5 teams comprising questions of different categories, photomicrographs, IHC image, match the picture of scientists etc. 2 winner teams and exciting prizes!!!!



**REGISTER
NOW!**

Click Here To Register

CLICK HERE



<https://cytocon2023.vidocto.com/>

For Technical Queries:



Email:
cytocon2023@gmail.com



Call:
+91 97890 67955



Announcements

Call for Applications for IAC Fellowship for 2024

IAC Fellowship is offered to pathologists with MD in Pathology or DNB in Pathology or equivalent.

Details regarding award, number, duration, eligibility, and procedure for getting the fellowship are available in **IAP-SOP** under Part D-Miscellaneous / IAC Fellowship.

Regarding application form for fellowship and centres for doing fellowship, details are available on IAC website www.cytoindia.com under the link IAC fellowship.

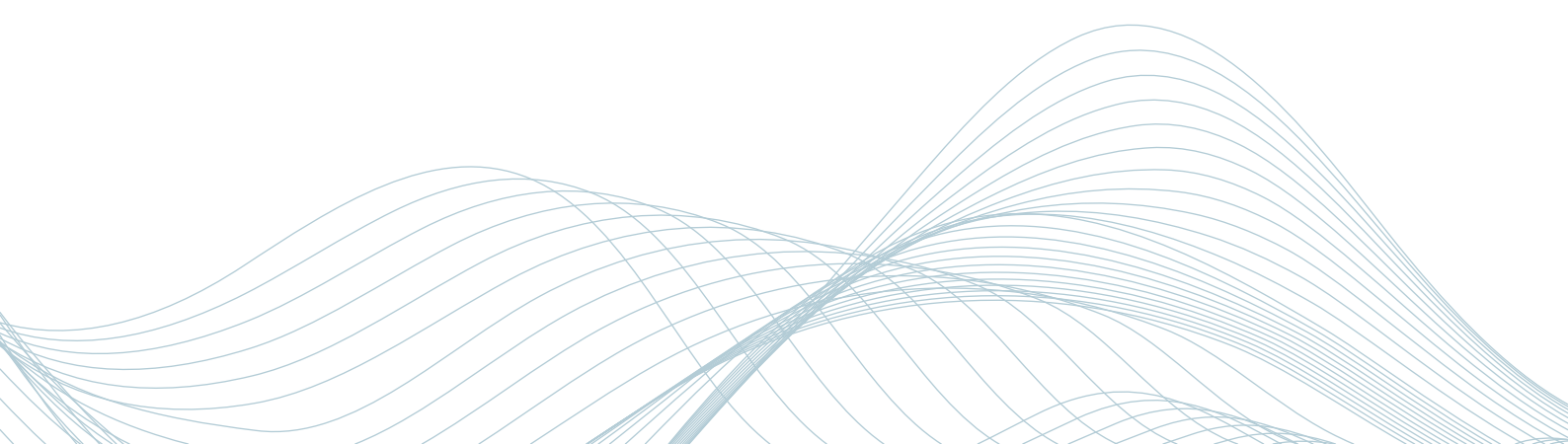
The candidates should carefully follow the details for timely processing of the application.

Announcement for bidding for the national conference for subsequent years.


Call is made for submission bid for hosting CYTOCON 2025 and 2026. The bid letter signed by the authorized person, including the details of the infrastructure should be sent to the secretary Indian Academy of Cytologists by email: **secty.iac@gmail.com** with a cc. to **rekhi.bharat@gmail.com**

Call is made for submission of topics for CME, Symposium and Workshops for CYTOCON 2024.

Details of the procedure are available on the IAC website www.cytoindia.com under the heading Standard Operating Procedure (SOP)>Annual National Conference>Continued Medical Education (CME) / Symposium / Workshops. The same is to be sent to the Secretary Indian Academy of Cytologists by E-mail preferably by 30th Sep 2023 at E-mail: **secty.iac@gmail.com**; CC the e-mail to **rekhi.bharat@gmail.com**




Events



Cytopathology Editorial Board for the IAC-IARC-WHO books for reporting systems in Cytopathology, at Lyon, France during the 1st IARC International meeting for tumor classification in May 2023.

(L-R): Dr. Andrew Field (Australia), Dr. Martha Ptiman (USA), Dr. Fernando Schmidt (Portugal), Dr. Bharat Rekhi (India), Dr. Robert Osamura (Japan)





Report from GOA chapter of IAC

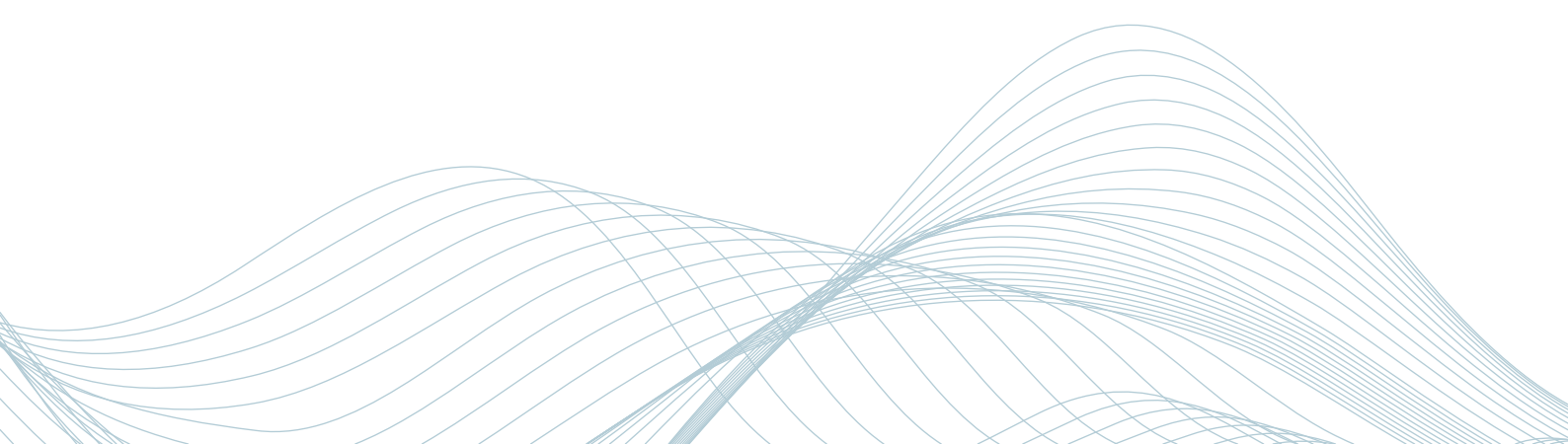
Report submitted by - Dr RGW Pinto, President of Asian Society of Cytology, Ex Dean Goa University

Dr. R. G. Wiseman Pinto coordinated the following International Cytology Webinars for Asia

- a) EFCS webinar : Thyroid and Salivary Gland Cytology and Cell blocks on 31st May 2023.
- b) EFCS webinar : Lung Cytology on 17th Jan 2023
- c) IAC - Empowering Cytopathology World Wide
The future of minimally Invasive Diagnostics by Integrating Cytology and Molecular,
Dr. Sinchita Roy Chowdhuri (USA)
- d) Evidence-Based Medicine and Medical Education in Australia Dr. George Barreto (Australia).

Dr. R. G. Wiseman Pinto has been invited as the Chairman, Faculty and Moderator at the 44th European Congress of Cytology at Budapest, Hungary, 1st to 4th October 2023. He is also in the panel of International Scientific Advisory Board of the 44th ECC.

Dr. R. G. W. Pinto has been invited as faculty in various international conferences, has organized the several CMEs in Goa and has written and edited 2 e-books on tuberculosis and COVID-19.

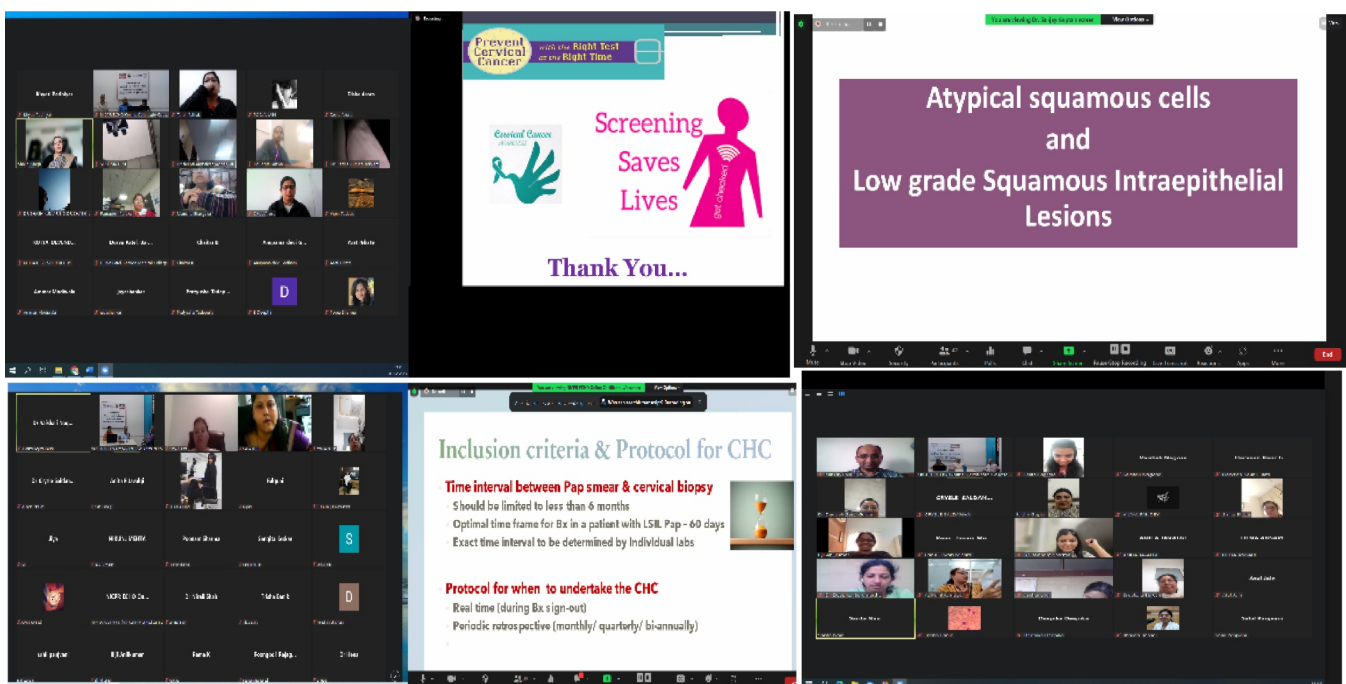


3RD NATIONAL NICPR-ECHO ONLINE CERTIFICATE COURSE ON CERVICAL CANCER SCREENING FOR PATHOLOGISTS

Continuing the series of our online course, the Division of Cytopathology at ICMR-NICPR, Noida conducted the '3rd National Online Certificate Course on Cervical Cancer Screening for the Pathologists' under the aegis of 'Indian Academy of Cytologists', the national professional body of the cytologists of India. The course was spread over 15 sessions from 8th February to 31st March 2023 with twice a week session of 2 hours each. These courses are being conducted through the ECHO platform which is a collaborative medical education program using "Hub and Spoke" model linking expert teams at an academic hub with primary care clinicians in local communities (spokes) for mentoring. The course was attended by 50 pathologists from various states of the country.

This comprehensive training course on cervical cancer screening covered a range of topics pertaining to cervical cancer –from epidemiology to screening strategies, with major focus on cytology-based screening. Detailed deliberations were held on the basic cytomorphologic features of a cervical smear – normal cells and their variations in inflammation, infective organisms and cervical intraepithelial lesions encompassing squamous as well as glandular lesions. The didactic deliberations were amply supplemented by interactive virtual slide sessions using whole slide imaging, giving the participants a feel of viewing a microscopic slide themselves. The course also included sessions on other screening methodologies viz visual and HPV tests, the recent updates in HPV vaccination, and time-relevant topics like artificial intelligence in cervical cancer screening and the ethical and legal aspects associated with this service.

Case presentations by the participants were included in every session to enhance a two-way interaction and engage them to discuss the difficulties encountered by them during routine cervical smear screening and reporting. This approach intended to enhance their skills at recognizing the cytomorphological changes in various grades of cervical precancerous lesions and improve the cervical cancer screening services rendered by them in their respective geographical areas. Evaluation plan for the course included comprehensive questionnaire-based assessment of the baseline knowledge and enhancement in the same after the completion of the course. In addition, a short quiz was administered after each didactic session to evaluate the depth of understanding of the concerned topic. The resource material in the form of PDFs of the lectures, relevant reference articles and other educational material were uploaded on the i-ECHO platform for easy access to the delegates.





Upcoming Event

Pre Conference CME

&

XVth Annual State Cytology Conference, 2023



14th-15th
October 2023



Mission

To revise, review and refresh the current concept & newer aspects in recent advances in the cytology of Head & Neck and Lung tumors



Highlights

Eminent Speakers with Interactive sessions, Case based Panel Discussion and Meet the faculty over Lunch



Academia

Exciting prizes for

- Award paper presentation
- Free paper presentation
- Poster presentation for postgraduate students

@ cytoconf2023wb@gmail.com

9433348978
9926184445
8902424614

Organized by:

Department of Pathology,
ESI-PGIMSR, ESIC Medical College
ESIC Hospital & ODC(EZ)
JOKA, KOLKATA

Under the aegis of

West Bengal Cytology Society

President: Dr. Mamata Guha Mallick Sinha
President Elect: Dr SM Nadeem
Vice President: Dr Palash Kr Mondal
Secretary: Dr Indranil Chakrabarti

Resource Faculties



Maj Gen (Dr.) Reena Bharadwaj
Oncopathologist
President IAC



Dr. Nalini Gupta
Professor
PGIMER, Chandigarh



Dr. Chanchal Rana
Additional Professor
KGMU, Lucknow



Dr. Meeta Singh
Professor
MAMC, New Delhi



Dr. Sayed M Nadeem
Lab Director, N G Medicare & Nilam
Founder, Nilam path lectures & pages

<https://goo.gl/maps/hA41C1TD9M7sxdik8>



NOTICE FOR THE GENERAL BODY MEETING THAT WILL BE HELD DURING THE ANNUAL NATIONAL CONFERENCE 2023

The date for the GBM during the annual conference 2023 at Gwalior is 28th October 2023 between 5:30 PM to -7:15 PM

Detailed agenda for the above General Body meeting.

1. Opening remarks by the President IAC
2. Approval of the minutes of the previous General Body meeting
3. Report of Secretary
4. Report of Treasurer
5. Report of the Editor-in-Chief of Journal of Cytology
6. Report of the Editor of IAC Newsletter
7. Report of the Chairperson of the Accreditation and Examination committee
8. Report of the Chairperson of the External Quality Assurance programme
9. Report of the Webmaster
10. Report of Chairperson Standing Committee for international affairs
11. Recommendation for change in SOP
12. Report of State/Regional Chapters
13. Nomination/Election of President for 2025
14. Nomination/election of members for Executive Council, if retiring
15. Nomination/election of Editor-in-Chief of Journal of Cytology, if retiring.
16. Nomination of Chairperson of Accreditation and Examination Committee, if retiring
17. Nomination of Chairperson of the External Quality Assurance Programme, if retiring
18. To select the awardee for Dr. P. N. Wahi oration for 2025
19. To select the awardee for the IAC Academy oration for 2024
20. To select the awardee for Dr. Subhash Kumari Gupta memorial lecture for 2024
21. To select the awardee(s) for the Guest lectures for 2024.
22. To declare the winners for Dr. Satya Monga Award, Dr. Panna Choudhury Memorial Award, Sushil Malhotra Prize and Dr. Bhaskar Reddy Prize for 2023
23. To select the awardee(s) for IAC fellowship for 2024
24. To select the venue for annual national conference in 2025
25. To select the topics and moderators for CME, symposium and workshops for conference in 2024.
26. To select the venue for annual examination for cytotechnicians and cytotechnologists for 2024.
27. Any other matter with the permission of the chair.
28. Vote of thanks by Secretary IAC

QUIZ TIME

Contributed by Dr Indranil Chakrabarti, Additional Professor,
Dept of Pathology and Laboratory Medicine, AIIMS, Kalyani

Quiz 1 : 78-year-old man with hard, fixed right-sided parotid swelling measuring 5X4 cm

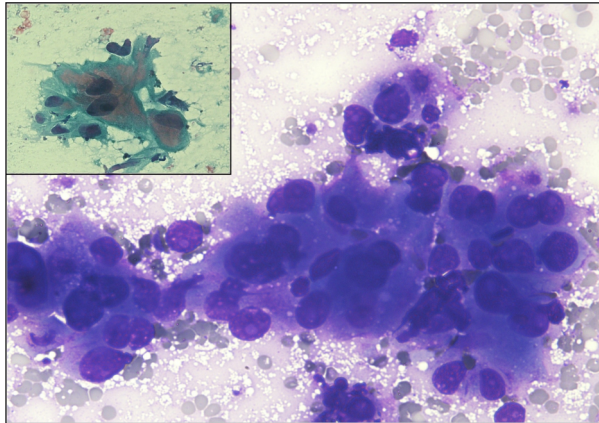


Figure 1: Leishman-Giemsa stained smear from the aspirate. Inset shows Papanicolaou stained smear (Magnification X400)

How to report the lesion using the Milan System of Reporting Salivary Gland Cytopathology (MSRSGC) ?

Quiz 2 : 46-year-old man with 2X2 cm right-sided epididymal nodule. The patient had a history of vasectomy 4 months back.

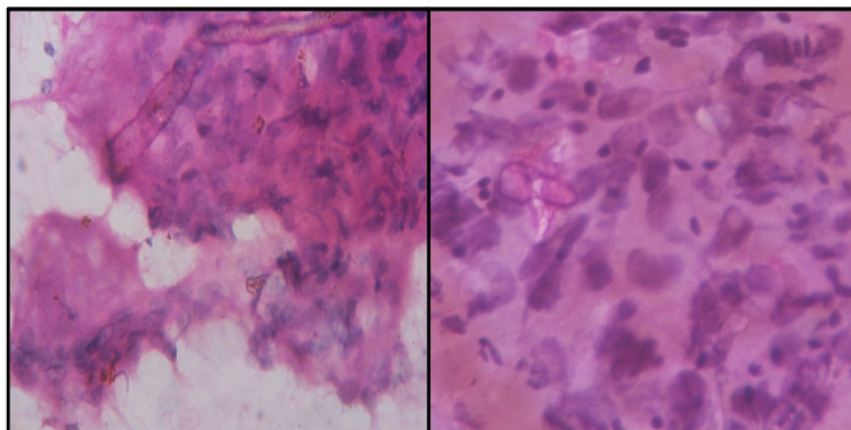


Figure 2: Haematoxylin and Eosin stained smears from the aspirate (Magnification X400)

What is your diagnosis?

Answers to the March 2023 Newsletter Quiz

Case 1) Primary Hydatid Cyst of neck

Case 2) Squamous Cell carcinoma ex pleomorphic adenoma



GROWING FAMILY OF IAC MEMBERS - 2023

DR. CHARU B ATREJA	LA- 115/2023
DR. VISHESH DHAWAN	LD- 110/2023
DR. VANDANA JINDAL	L J- 91/2023
MAYA LEKSHMI SHAH	LAM-119/2023
DR. GARIMA VIJAYVERGIYA	LV- 45/2023
DR. PRITI	LP- 137/2023
DR. PREETI DIWAKER	LD-111/2023
DR. POOJA DWIVEDI	LD-112/2023
DR. NEHA SETHI	LS-324/2023
DR. SORAM GAYATRI GATPHOH	LG-140/2023
DR. AYUSHI KEDIYA	LK-205/2023
DR. RENUKA VERMA	LV- 44/2023
DR. ARPAN RAY	LR-110/2023
DR. BIBHAS SAHA DALAL	LD-113/2023
DR. BHUVAN NAGPAL	LAM-120/2023
DR. SARBASHIS HOTA	LAM-121/2023
DR. GAURAV KHANNA	LK206/2023
DR. ZOTHAN SANGI	LS-325/2023
DR. SWETABEN ITALIYA	LI-10/2023
DR. ANJALI GUPTA	LG-141/2023
DR. DIPANWITA BISWAS	LB-163/2023
DR. APARAJITA GOEL	LG-142/2023
DR. GANESH KUMAR PARAJULI	LP-138/2023
DR. SANJAY SRIRAM	LS-326/2023



Message from the Editor

Indian Academy of Cytologists



Dear all,

It is heartening to get positive feedbacks for the newsletter of IAC. I request more contributions from all the members so that the newsletter can be made more informative and interesting. I am indebted to President madam, Secretary Sir, Treasurer madam and all office bearers who had always been encouraging and supportive.

The stage is now set for **CYTOCON 2023**. The organizing team under the dynamic leadership of Dr. Rajesh Gaur and Dr. Sudha Iyenger is ready to welcome the delegates to Gajraraja Medical College at Gwalior, Madhya Pradesh from 27th October to 30th October 2023.

The response to this 53rd Annual Conference of the Indian Academy of Cytologists has been phenomenal, as expected. The organizing team has prepared a grand academic feast where the erudite scholars of national and international repute will be sharing their knowledge and experience.

The preconference CME on Head and neck including salivary gland cytopathology as well as the post-conference 4 parallel workshops will provide valuable insights to the day to day practice of cytopathology.

Looking forward to meeting you all in Gwalior.

Best regards,

Dr Indranil Chakrabarti


Additional Professor

Department of Pathology and Laboratory Medicine

AIIMS Kalyani

Email: drinch@rediffmail.com and drindranilpath@gmail.com

Cell: 9433187448





Please send your feedback to drinch@rediffmail.com

